

ADAPTORS



ADAPTORS

CONTENTS

THREAD OR CONNECTOR TYPE	MIXTURE	PAGE
BSP	BSPT/BSPP/BSPP O RING BSPT/JIC & BSPP O RING/JIC BSP/ORFS BSP/SAE BSP/UNO	304 - 319
NPT & NPSM	NPT/NPT NPT/JIC NPT/ORFS NPT/SAE NPT/UNO & NPSM/UNO	320 - 326
JIC	JIC JIC/JIC JIC/ORFS JIC/UNO	327 - 336
JOINER	TUBEWELD/TUBEWELD	336
METRIC*	METRIC METRIC/BSPP O RING METRIC/JIC	337 - 340
ORFS	ORFS ORFS/ORFS ORFS/UNO	340 - 343
SAE THREADS	SAE SAE/SAE	344 - 349
SAE FLANGES*	SAE FLANGE CLAMPS & CLAMP KITS SAE FLANGE PLUGS & TUBE WELD SAE FLANGE/JIC SAE FLANGE/ORFS SAE FLANGE BLOCKS	349 - 353
SWIVEL JOINTS	BSP/BSPP JIC/JIC	354
UNO (O RING BOSS)	UNO UNO/UNO	355
MISCELLANEOUS	O RINGS PLASTIC CAP AND PLUGS TUBE BENDS	356 - 362
CROCBITE*	CROCBITE CROCBITE/CROCBITE CROCBITE/BSPT & CROCBITE/BSPP CROCBITE/NPT CROCBITE/UNO	—
STAPLELOK & SUPERLOK*	STAPLELOK & SUPERLOK BALL VALVES	—
RKVP/RKVF*	—	—
RYCO WEO*	RYCO WEO/RYCO WEO RYCO WEO/BSPP RYCO WEO/JIC RYCO WEO/METRIC RYCO WEO/UNO	363 - 365

NOTE: If an ADAPTOR is available in both BSPT Male and BSPP O RING Male styles they are located close to each other.

*All adaptors with these thread or connector types are grouped together. The **METRIC, SAE FLANGE, CROCBITE, STAPLELOK, SUPERLOK, RKVP/RKVF** or **RYCO WEO** end takes precedence. All METRIC adaptors, regardless of other end mixture, are in the METRIC group, and all SAE FLANGE adaptors are in SAE FLANGE group. Therefore a JIC/METRIC nipple will be found in METRIC Section not JIC Section; and an SAE FLANGE/BSPP adaptor is in SAE FLANGE section not BSP section.

WORKING PRESSURES – STEEL ADAPTORS

Since many factors influence the pressure at which a hydraulic system will, or will not, perform satisfactorily, Maximum Working Pressures should be used as a **guide only** and not as a “standard” nor “specification” nor construed as a “guaranteed minimum.” Unless otherwise listed below, refer to pages 516 to 520 for **Maximum Working Pressure** guide. For further technical assistance contact RYCO or your RYCO distributor.

CAUTION: The Maximum Working Pressure of an Adaptor with a combination of Thread / End Styles and sizes is the Maximum Working Pressure of the least rated end.

NOTE: DROP LENGTHS (DL) AND CUT-OFF ALLOWANCES (CA):

Drop Lengths (DL) and Cut-off Allowances (CA) are in millimetres and are shown for reference only, and may vary according to manufacturing method, or due to design refinement.

There are three easy rules to remember to quickly find an ADAPTOR in this section. These are, in order:

RULE 1. ALPHABETICAL RULE

The ADAPTORS section follows THREAD or CONNECTOR TYPE order and is in the "ALPHABETICAL" sequence shown on the Contents Page opposite. (This order is strictly alphabetical; except for NPT, which is similar in concept to BSP and is placed directly after BSP; and CROCBITE, RKVP/RKVF, STAPLELOK, SUPERLOK and RYCO WEO which are placed at the end of the ADAPTORS section).

RULE 2. MIXTURE RULE

Where there is a MIXTURE of THREAD or CONNECTOR TYPES eg. JIC one end UNO other end, this adaptor will be found in the JIC section (because JIC comes alphabetically before UNO). All the JIC/JIC adaptors come first, then JIC/ORFS then JIC/UNO.

There are SEVEN EXCEPTIONS to this MIXTURE rule:

- METRIC**
- SAE FLANGE**
- CROCBITE**
- STAPLELOK**
- SUPERLOK**
- RKVP/RKVF**
- RYCO WEO**

In these cases, the **METRIC, SAE FLANGE, CROCBITE, STAPLELOK, SUPERLOK, RKVP/RKVF** or **RYCO WEO** end takes precedence. All METRIC adaptors, regardless of other end mixture, are in the METRIC group, and all SAE FLANGE adaptors are in SAE FLANGE group. Therefore a JIC/METRIC nipple will be found in METRIC Section not JIC Section; and an SAE FLANGE/BSP adaptor is in SAE FLANGE section not BSP section.

RULE 3. NUMBER OF ENDS RULE

Within each subsection the order is as follows:

FIND BY END NUMBER		
ONE ENDED ADAPTORS	PLUG CAP	Male Plugs before Female Caps.
TWO ENDED ADAPTORS	TUBE WELD NUT & SLEEVE/NUT & OLIVE STRAIGHT 45° ELBOW 90° ELBOW 45° TUBE BEND 90° TUBE BEND	Male/Male before Male/Female before Female/Female
THREE ENDED ADAPTORS	TEE Y	Male Tees before Male/Female Tees before Female Tees
FOUR ENDED ADAPTORS	CROSS X	

OTHER WAYS TO QUICKLY FIND AN ADAPTOR

- CONTENTS PAGE** on page 292.
- ALPHANUMERIC INDEX** on pages 4 and 5.
- PICTORIAL INDEX** on pages 160 to 303.

The PICTORIAL INDEX is in NUMBER OF ENDS rule order except 45° TUBE BENDS are after 45° ELBOWS, and 90° TUBE BENDS are after 90° ELBOWS.

All PLUGS first, then CAPS, TUBE WELDS, etc. finishing with CROSSES except all SAE FLANGES, SAE FLANGE BLOCKS and all CROCBITE, RKVP/RKVF, STAPLELOK, SUPERLOK and RYCO WEO are at the end of the index.

PLEASE NOTE THAT THE NEW AND EXTENDED RANGE OF RYCO STAINLESS STEEL COUPLINGS AND ADAPTORS WILL BE INTRODUCED IN 2013. CONTACT YOUR LOCAL RYCO REPRESENTATIVES FOR MORE DETAILS.

INTRODUCTION

HOSE

COUPLINGS

ADAPTORS

ACCESSORIES

FILTERS

TECHNICAL

ADAPTORS

DASH SIZE NUMBERING RULES

The DASH SIZE numbering rules for HOSE and HOSE COUPLINGS are shown on pages 29 to 31, and are quite straightforward. With a little familiarity, you will find that you can specify Part Numbers without reference to the Product Technical Manual.

The DASH SIZE numbering rules for ADAPTORS are a little more complex, and are shown on this page, and the next page, for those who would like to understand the logic applied to determine the sequence ADAPTOR ends are listed.

Adaptors Dash Size numbering rules are very similar to the Three Rules on page 293. The main criteria is the **NUMBER OF ENDS** the Adaptor has, with other factors being **GENDER** (Male or Female) and **MIXTURE** of Thread or Connector type. Note also that BSPT, BSPP, and BSPP O RING are treated as "different" thread types.

1. ADAPTORS WITH ONE END. (Plugs and Caps, Lock Nuts, Bonded Seals etc.)

RULE IS: Adaptor Group Designator followed by Dash Size

EXAMPLE: **1/2" BSPT MALE PLUG**

Group Designator for BSPT Male Plug is S64 (from Pictorial Index page 296).

Dash Size for 1/2" BSP is -08 (see page 304).

Part Number is S64-08.



2. ADAPTORS WITH TWO ENDS. (Straights, Elbows, Tube Bends)

(A) SAME THREAD OR CONNECTOR TYPE. SAME GENDER

RULE IS: Larger Dash Size first, followed by smaller Dash Size.

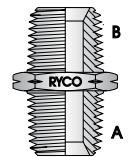
(Except if a Bulkhead fitting, Bulkhead End first).

EXAMPLE 1: **1/2" NPT MALE TO 3/4" NPT MALE NIPPLE**

Group Designator is S27N.

Dash Size for 1/2" NPT is -08. Dash Size for 3/4" NPT is -12.

Part Number is S27N-1208.

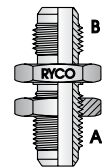


Example 2: **1.1/16" JIC MALE BULKHEAD TO 7/8" JIC MALE NIPPLE**

Group Designator is S10.

Dash Size for 1.1/16" JIC is -17. Dash Size for 7/8" JIC is -14.

Part Number is S10-1714.



(B) SAME THREAD OR CONNECTOR TYPE. DIFFERENT GENDER

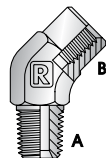
RULE IS: Dash Size of Male End first, then Dash Size of Female End.

EXAMPLE: **3/8" BSPT FEMALE TO 1/4" BSPT MALE 45° ELBOW**

Group Designator is S39.

Dash Size for 3/8" BSP is -06. Dash Size for 1/4" BSP is -04.

Part Number is S39-0406.



(C) TUBE WELD & NUT AND SLEEVE

Thread x Tube Weld **RULE IS:** Thread Dash Size First, then Tube Dash Size.

Flange x Tube Weld **RULE IS:** Flange Dash Size First, then Tube Dash Size.

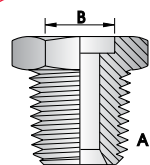
Nut and Sleeve **RULE IS:** Thread Dash Size First, then Tube Dash Size.

EXAMPLE 1: **1/2" BSPT MALE TO 3/4" TUBE OD TUBE WELD**

Group Designator is S53.

Dash Size for 1/2" BSP is -08. Dash Size for 3/4" OD Tube is -12.

Part Number is S53-0812.

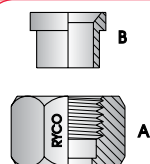


EXAMPLE 2: **JIC NUT AND SLEEVE FOR 3/8" TUBE OD**

Group Designator is S6.

Dash Size for 3/8" OD Tube is -06. JIC Thread Size for 3/8" Tube is 9/16" JIC (-09)

Part Number is S6-0906.



(D) MIX OF THREAD OR CONNECTOR TYPES

RULE IS: In order shown below, which is alphabetical except for NPT, which comes immediately after BSP; and METRIC and SAE FLANGE are in groups (all METRIC, SAE FLANGE, CROCBITE, STAPLELOK, SUPERLOK, RKVP/RKVF and RYCO WEO adaptors are grouped together regardless of the other end mixture).

THREAD OR CONNECTOR TYPE	MIXTURE	EXAMPLES
BSP	BSPT MALE BSPT MALE BULKHEAD BSPP MALE WITHOUT O RING BSPP ENCAPSULATED MALE BSPP O RING MALE BSPP FACE SEAL MALE BSPT FEMALE FIXED BSPP FEMALE FIXED BSPP FEMALE SWIVEL	<p>EXAMPLES:</p> <ol style="list-style-type: none"> BSPT FEMALE TO JIC MALE ADAPTOR BSPT End comes first UNO MALE TO JIC MALE JIC End comes first NPT MALE to STAPLELOK FEMALE STAPLELOK is a Group, so Staplelok End comes first JIC MALE TO DKL MALE DKL is in METRIC Group so it comes first If adaptor is a mixture of "grouped" ends e.g. SAE Flange one end and Metric other, hierarchy is: CROCBITE STAPLELOK SUPERLOK RKVP/RKVF RYCO WEO SAE FLANGE METRIC <p>Therefore Metric Male to SAE Flange would be in SAE Flange section and SAE Flange end comes first.</p>
NPT	NPT MALE NPT FEMALE FIXED NPSM FEMALE SWIVEL	
JIC	JIC MALE BULKHEAD JIC MALE JIC FEMALE FIXED JIC FEMALE SWIVEL	
METRIC	DKL MALE DKS MALE JIS (KOMATSU) MALE METRIC O RING BOSS	
ORFS	ORFS MALE BULKHEAD ORFS MALE ORFS FEMALE	
SAE THREAD	SAE MALE BULKHEAD SAE MALE SAE FEMALE	
SAE FLANGE	O RING GROOVED FLANGE FLAT FACED FLANGE (BLANK)	
UNO (O RING BOSS)	UNO RING MALE UNO FEMALE FIXED	
CROCBITE	CROCBITE MALE CROCBITE FEMALE	
STAPLELOK	STAPLELOK MALE STAPLELOK FEMALE	
SUPERLOK	SUPERLOK MALE SUPERLOK FEMALE	
RKVP/RKVF	RKVP MALE RKVF MALE RKVP FEMALE RKVF FEMALE	
RYCO WEO	RYCO WEO MALE RYCO WEO FEMALE	

(E) SWIVEL JOINTS

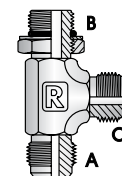
RULE IS: The Dash Size of Thread on the centre spindle comes first, and Dash Size of Thread on the rotating body comes second.

3. ADAPTORS WITH THREE ENDS. (Tees & Y's)

Always numbered in order

- Dash Size of Run End A
- Dash Size of Run End B
- Dash Size of Branch End C

RULES FOR DETERMINING WHICH OF RUN END A OR RUN END B COMES FIRST ARE SAME RULES AS FOR ADAPTORS WITH TWO ENDS (ABOVE).

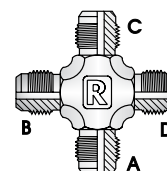


4. ADAPTORS WITH FOUR ENDS. (Crosses & X's)

- S32 BSPT Female Cross
- S32N NPT Female Cross
- S100 JIC Male Cross

only, no jump sizes & no mixes of threads.

RULE IS: Start at first end A, and then proceed clockwise.



INTRODUCTION

HOSE

COUPLINGS

ADAPTORS

ACCESSORIES





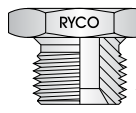


FILTERS

TECHNICAL


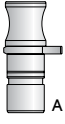
ADAPTORS

PICTORIAL INDEX

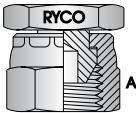
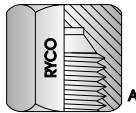


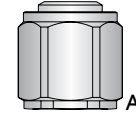
PLUG

S64 P304	S73 P304	S64N P320	S56 P327	M73 P337	S111 P340	S97 P355
						
BSPT MALE PLUG	BSPP ENCAPSULATED MALE PLUG	NPT MALE PLUG	JIC MALE PLUG	METRIC MALE PLUG	ORFS MALE PLUG	UN O RING MALE PLUG

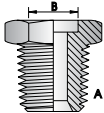
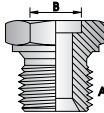
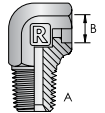
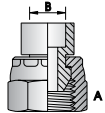
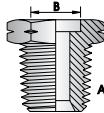
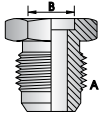
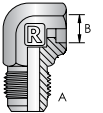
PLUG cont'd

S97AK P355	RW723 P363
	
UN O RING MALE ALLEN KEY HEAD PLUG	RYCO WEO MALE PLUG

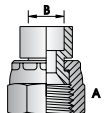
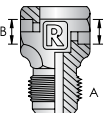

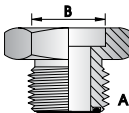
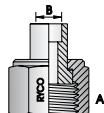
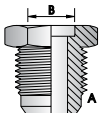

CAP

S59 P304	S65 P327	S65S P327	S113 P340	RW811 P363
				
BSPP FEMALE SWIVEL CAP	JIC FEMALE CAP	JIC FEMALE SWIVEL CAP	ORFS FEMALE CAP	RYCO WEO FEMALE STOP CAP

TUBE WELD WELD ON








S53 P304	S53P P304	S54 P304	S58 P304	S53N P320	S51 P327	S52 P327
						
BSPT MALE TUBE WELD	BSPP MALE TUBE WELD	BSPT MALE TUBE WELD 90° ELBOW	BSPP FEMALE SWIVEL TUBE WELD	NPT MALE TUBE WELD	JIC MALE TUBE WELD	JIC MALE TUBE WELD 90° ELBOW

TUBE WELD WELD ON cont'd


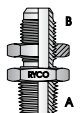
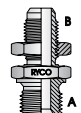


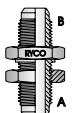
S57 P327	S152 P327	S112 P336	S115 P340	S106 P340	SA51 P344	S148 P355
						
JIC FEMALE SWIVEL TUBE WELD	JIC MALE TUBE WELD TEE	JOINER TUBE WELD	ORFS MALE TUBE WELD	ORFS FEMALE SWIVEL TUBE WELD	SAE MALE TUBE WELD	UN O RING FEMALE HALF SOCKET WELD ON

NUT & SLEEVE

NUT & OLIVE

S6 P328	S6M P328	S6S P328	S134 P328	M6L P337	M6S P337	SA6 P344
						
JIC FEMALE NUT & SLEEVE	JIC FEMALE NUT & METRIC SLEEVE	JIC FEMALE NUT & SHORT SLEEVE	J-LOK NUT & OLIVE	METRIC DKL NUT & OLIVE	METRIC DKS NUT & OLIVE	SAE FEMALE NUT & SLEEVE

BULKHEAD NIPPLE

S44 P306	S130 P311	S130P P311	S10 P329	S141 P341	SA10 P344
					
BSPP MALE BULKHEAD BSPP MALE	BSPTM NO SEAT JIC MALE BULKHEAD	BSPP MALE JIC MALE BULKHEAD	JIC MALE BULKHEAD JIC MALE	ORFS MALE BULKHEAD ORFS MALE	SAE MALE BULKHEAD SAE MALE

INTRODUCTION
HOSE
COUPLINGS
ADAPTORS
ACCESSORIES
FILTERS
TECHNICAL

MALE NIPPLE

S27 P305	S75 P306	S46 P307	S7 P312	S74 P314	S180 P317	SA7 P317
BSPT MALE BSPT MALE	BSPT MALE BSPP ENCAPSULATED MALE	BSPP MALE BSPP ENCAPSULATED MALE	BSPT MALE JIC MALE	BSPP ENCAPSULATED MALE JIC MALE	BSPP ENCAPSULATED MALE ORFS MALE	BSPT MALE SAE MALE

MALE NIPPLE cont'd

S93 P318	S27N P321	S7N P321	S114N P325	SA7N P326	S17 P329	S108 P333
BSPT MALE UN O RING MALE	NPT MALE NPT MALE	NPT MALE JIC MALE	NPT MALE ORFS MALE	NPT MALE SAE MALE	JIC MALE JIC MALE	JIC MALE ORFS MALE

MALE NIPPLE cont'd

S90 P334	S107 P334	M75L P338	M75S P338	M7 P339	M7L P339	M7S P339
JIC MALE UN O RING MALE	JIC MALE EXTENDED UN O RING MALE	METRIC DKL MALE 24° CONE BSPP O RING MALE	METRIC DKS MALE 24° CONE BSPP O RING MALE	METRIC MALE JIC MALE	METRIC DKL MALE 24° CONE JIC MALE	METRIC DKS MALE 24° CONE JIC MALE

MALE NIPPLE cont'd

S116 P341	S122 P342	SA17 P344	S162 P355	RW722 P363	RW727 P364	RW725 P364
ORFS MALE ORFS MALE	ORFS MALE UN O RING MALE	SAE MALE SAE MALE	UN O RING MALE ADJUSTABLE UN O RING MALE	RYCO WEO MALE NIPPLE	RYCO WEO MALE JIC MALE	RYCO WEO MALE DKL MALE

MALE NIPPLE cont'd

RW726 P365						
RYCO WEO MALE DKS MALE						

REDUCING BUSH

S24 P305	S102 P307	S85 P318	S24N P320			
BSPT MALE BSPT FEMALE FIXED REDUCING BUSH	BSPP ENCAPSULATED MALE BSPP FEMALE FIXED REDUCING BUSH	BSPT FEMALE FIXED UN O RING MALE REDUCING BUSH	NPT MALE NPT FEMALE FIXED REDUCING BUSH			

STRAIGHT MALE X FEMALE

S72 P305	S80 P305	S43 P307	S128 P312	S61 P312	S16 P312	S71 P314
BSPT MALE BSPT FEMALE FIXED	BSPT MALE BSPP FEMALE SWIVEL	BSPP ENCAPSULATED MALE BSPP FEMALE SWIVEL	BSPT MALE JIC/UN O RING FEMALE FIXED DUAL SEAT	BSPT MALE JIC FEMALE SWIVEL	BSPT FEMALE FIXED JIC MALE	BSPP ENCAPSULATED MALE JIC FEMALE SWIVEL

ADAPTORS

PICTORIAL INDEX

**STRAIGHT
MALE X
FEMALE
cont'd**

S181 P317	S96 P318	S95 P319	S72N P321	S80N P321	S61N P323	S16N P323
BSPP ENCAPSULATED MALE ORFS FEMALE SWIVEL	BSPT FEMALE FIXED UN O RING MALE	BSPP FEMALE SWIVEL UN O RING MALE	NPT MALE NPT FEMALE FIXED	NPT MALE NPSM FEMALE SWIVEL	NPT MALE JIC FEMALE SWIVEL	NPT FEMALE FIXED JIC MALE

**STRAIGHT
MALE X
FEMALE
cont'd**

S96N P326	S95N P326	S66F P329	S66 P329	S109 P333	S110 P333	S101 P334
NPT FEMALE FIXED UN O RING MALE	NPSM FEMALE SWIVEL UN O RING MALE	JIC MALE JIC FEMALE FIXED REDUCER	JIC MALE JIC FEMALE REDUCER	JIC MALE ORFS FEMALE SWIVEL	JIC FEMALE SWIVEL ORFS MALE	JIC FEMALE SWIVEL UN O RING MALE

**STRAIGHT
MALE X
FEMALE
cont'd**

M71L P340	M71S P340	RW721 P364	RW830 P364	RW824 P364	RW822 P364	RW823 P365
METRIC DKL MALE 24° CONE JIC FEMALE SWIVEL	METRIC DKS MALE 24° CONE JIC FEMALE SWIVEL	RYCO WEO MALE BSPP FEMALE	RYCO WEO FEMALE BSPP ENCAPSULATED MALE	RYCO WEO FEMALE JIC MALE	RYCO WEO FEMALE DKL MALE	RYCO WEO FEMALE DKS MALE

**STRAIGHT
MALE X
FEMALE
cont'd**

RW831 P365	RW826 P365	RW860 P364				
RYCO WEO FEMALE METRIC MALE O RING BOSS	RYCO WEO FEMALE UN O RING MALE	RYCO WEO FEMALE SWIVEL BSPP ENCAPSULATED MALE				

**STRAIGHT
FEMALE X
FEMALE**

S26 P306	S81 P306	S26N P321	S81N P321	S163 P355	RW813 P363
BSPT FEMALE SOCKET	BSPT FEMALE FIXED BSPP FEMALE SWIVEL	NPT FEMALE SOCKET	NPT FEMALE FIXED NPSM FEMALE SWIVEL	UN O RING FEMALE SOCKET	RYCO WEO FEMALE BULKHEAD

**45° ELBOW
MALE X
MALE**

S45 P308	S9 P313	S69 P315	SA9 P317	S60 P319	S9N P324	SA9N P326
BSPT MALE BSPT MALE 45° ELBOW	BSPT MALE JIC MALE 45° ELBOW	BSPP O RING MALE JIC MALE 45° ELBOW	BSPT MALE SAE MALE 45° ELBOW	BSPT MALE UN O RING MALE 45° ELBOW	NPT MALE JIC MALE 45° ELBOW	NPT MALE SAE MALE 45° ELBOW

**45° ELBOW
MALE X
MALE
cont'd**

S88 P335	S123 P342				
JIC MALE UN O RING MALE 45° ELBOW	ORFS MALE UN O RING MALE 45° ELBOW				

INTRODUCTION

HOSE

COUPLINGS

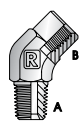


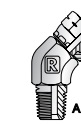


ADAPTORS

ACCESSORIES

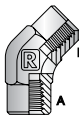

FILTERS

TECHNICAL

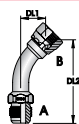
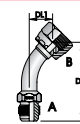
**45° ELBOW
MALE X
FEMALE**

S39 P308	S84 P308	S39N P322	S84N P322	S23 P329	SA23 P344
					
BSPT MALE BSPT FEMALE FIXED 45° ELBOW	BSPT MALE BSPP FEMALE SWIVEL 45° ELBOW	NPT MALE NPT FEMALE FIXED 45° ELBOW	NPT MALE NPSM FEMALE SWIVEL 45° ELBOW	JIC MALE JIC FEMALE 45° ELBOW	SAE MALE SAE FEMALE SWIVEL 45° ELBOW

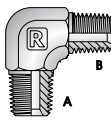
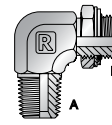
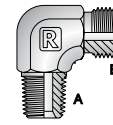
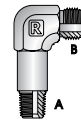
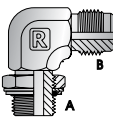
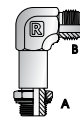
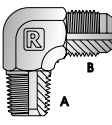
**45° ELBOW
FEMALE X
FEMALE**

S31 P308	S31N P322				
					
BSPT FEMALE FIXED BSPT FEMALE FIXED 45° ELBOW	NPT FEMALE FIXED NPT FEMALE FIXED 45° ELBOW				

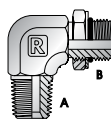
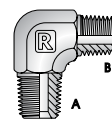
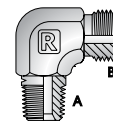
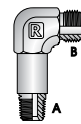
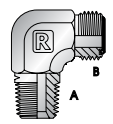
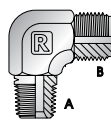
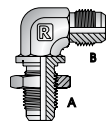
**45°
TUBE BEND
FEMALE X
FEMALE**

S5 P330	S138 P333				
					
JIC MALE JIC FEMALE SWIVEL 45° TUBE BEND	JIC MALE ORFS FEMALE SWIVEL 45° TUBE BEND				

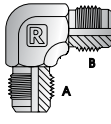
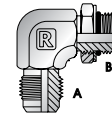
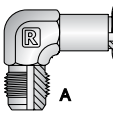
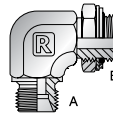
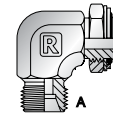
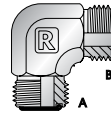
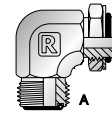
**90° ELBOW
MALE X
MALE**

S49 P308	S77 P309	S8 P313	S11 P313	S76 P315	S70 P315	SA8 P317
						
BSPT MALE BSPT MALE 90° ELBOW	BSPT MALE BSPP O RING MALE 90° ELBOW	BSPT MALE JIC MALE 90° ELBOW	BSPT MALE EXTENDED JIC MALE 90° ELBOW	BSPP O RING MALE JIC MALE 90° ELBOW	BSPP O RING MALE EXTENDED JIC MALE 90° ELBOW	BSPT MALE SAE MALE 90° ELBOW

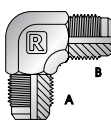
**90° ELBOW
MALE X
MALE
cont'd**

S89 P319	S49N P308	S8N P324	S11N P324	S145N P325	SA8N P326	S13 P330
						
BSPT MALE UN O RING MALE 90° ELBOW	NPT MALE NPT MALE 90° ELBOW	NPT MALE JIC MALE 90° ELBOW	NPT MALE EXTENDED JIC MALE 90° ELBOW	NPT MALE ORFS MALE 90° ELBOW	NPT MALE SAE MALE 90° ELBOW	JIC MALE BULKHEAD JIC MALE 90° ELBOW

**90° ELBOW
MALE X
MALE
cont'd**

S18 P330	S91 P335	S12 P336	M77L P338	M77S P338	S117 P341	S124 P342
						
JIC MALE JIC MALE 90° ELBOW	JIC MALE UN O RING MALE 90° ELBOW	JIC MALE UN O RING MALE EXTENDED 90° ELBOW	METRIC DKL MALE BSPP O RING MALE 90° ELBOW	METRIC DKS MALE BSPP O RING MALE 90° ELBOW	ORFS MALE ORFS MALE 90° ELBOW	ORFS MALE UN O RING MALE 90° ELBOW

**90° ELBOW
MALE X
MALE
cont'd**

SA18 P344					
					
SAE MALE SAE MALE 90° ELBOW					

ADAPTORS

PICTORIAL INDEX

90° ELBOW MALE X FEMALE

S25 P308	S82 P308	S105 P309	S94 P319	S25N P322	S82N P322	S94N P326
BSPT MALE BSPT FEMALE FIXED 90° ELBOW	BSPT MALE BSPP FEMALE SWIVEL 90° ELBOW	BSPP O RING MALE BSPP FEMALE SWIVEL 90° ELBOW	BSPP FEMALE SWIVEL UN O RING MALE 90° ELBOW	NPT MALE NPT FEMALE FIXED 90° ELBOW	NPT MALE NPSM FEMALE SWIVEL 90° ELBOW	NPSM FEMALE SWIVEL UN O RING MALE 90° ELBOW

90° ELBOW MALE X FEMALE cont'd

S15 P330	S86 P335	S118 P341	S125 P342	SA15 P344
JIC MALE JIC FEMALE SWIVEL 90° ELBOW	JIC FEMALE SWIVEL UN O RING MALE 90° ELBOW	ORFS MALE ORFS FEMALE SWIVEL 90° ELBOW	ORFS FEMALE SWIVEL UN O RING MALE 90° ELBOW	SAE MALE SAE FEMALE SWIVEL 90° ELBOW

90° ELBOW FEMALE X FEMALE

S28 P308	S28N P322
BSPT FEMALE BSPT FEMALE FIXED 90° ELBOW	NPT FEMALE FIXED NPT FEMALE FIXED 90° ELBOW

90° TUBE BEND

S4 P330	S103 P330	S137 P333	S154 P341
JIC MALE JIC FEMALE SWIVEL 90° TUBE BEND	JIC MALE JIC FEMALE SWIVEL 90° LONG BEND	JIC MALE ORFS FEMALE SWIVEL 90° TUBE BEND	ORFS MALE ORFS FEMALE SWIVEL 90° TUBE BEND

TEE MALE X MALE

S50 P310	S104 P311	S135 P311	S21 P316	S78 P316	S20 P316	S79 P316
BSPT MALE BSPT MALE BSPT MALE	BSPT MALE BSPP O RING MALE BSPT MALE	BSPT MALE BSPT MALE BSPP O RING MALE	BSPT MALE JIC MALE JIC MALE	BSPP O RING MALE JIC MALE JIC MALE	JIC MALE JIC MALE BSPT MALE	JIC MALE JIC MALE BSPP O RING MALE

TEE MALE X MALE cont'd

SA20 P317	S50N P322	S21N P325	S20N P325	SA20N P326	S19 P331	S62 P331
SAE MALE SAE MALE BSPT MALE	NPT MALE NPT MALE NPT MALE	NPT MALE JIC MALE JIC MALE	JIC MALE JIC MALE NPT MALE	SAE MALE SAE MALE NPT MALE	JIC MALE JIC MALE JIC MALE	JICM BULKHEAD JIC MALE JIC MALE

TEE MALE X MALE cont'd

S63 P331	S92 P336	S87 P336	S119 P342	S126 P343	S127 P343	SA19 P345
JIC MALE JIC MALE JICM BULKHEAD	JIC MALE JIC MALE UN O RING MALE	JIC MALE UN O RING MALE JIC MALE	ORFS MALE ORFS MALE ORFS MALE	ORFS MALE ORFS MALE UN O RING MALE	ORFS MALE UN O RING MALE ORFS MALE	SAE MALE SAE MALE SAE MALE

INTRODUCTION

HOSE

COUPLINGS

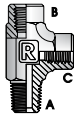

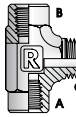

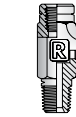


ADAPTORS

ACCESSORIES


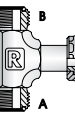
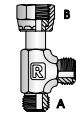
FILTERS

TECHNICAL


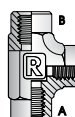
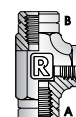
**TEE
MALE X
FEMALE**

S48 P310	S167 P310	S47 P310	S83 P310	S48N P322	S47N P322	S68 P332
						
BSPT MALE BSPT FEMALE FIXED BSPT FEMALE FIXED	BSPT MALE BSPP FEMALE SWIVEL BSPT MALE	BSPT FEMALE FIXED BSPT FEMALE FIXED BSPT MALE	BSPP FEMALE SWIVEL BSPP FEMALE SWIVEL BSPT MALE	NPT MALE NPT FEMALE FIXED NPT FEMALE FIXED	NPT FEMALE FIXED NPT FEMALE FIXED NPT MALE	JIC MALE JIC MALE JIC FEMALE SWIVEL

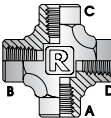
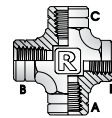
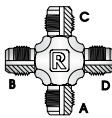
**TEE
MALE X
FEMALE
cont'd**

S67 P332	S120 P342	S121 P342				
						
JIC MALE JIC FEMALE SWIVEL JIC MALE	ORFS MALE ORFS MALE ORFS FEMALE SWIVEL	ORFS MALE ORFS FEMALE SWIVEL ORFS MALE				

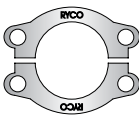
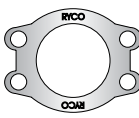
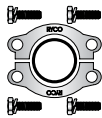
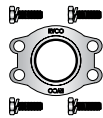
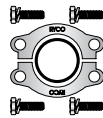
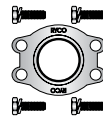
**TEE
FEMALE X
FEMALE**

S29 P311	S139 P311	S29N P322				
						
BSPT FEMALE FIXED BSPT FEMALE FIXED BSPT FEMALE FIXED	BSPP FEMALE FIXED BSPP FEMALE FIXED BSPP FEMALE FIXED	NPT FEMALE FIXED NPT FEMALE FIXED NPT FEMALE FIXED				

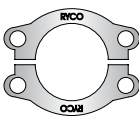
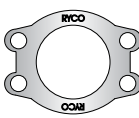
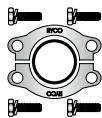
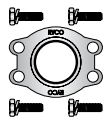

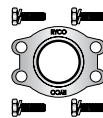
CROSS

S32 P311	S32N P322	S100 P332				
						
BSPT FEMALE FIXED CROSS	NPT FEMALE FIXED CROSS	JIC MALE CROSS				



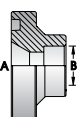


**SAE
FLANGE
CLAMPS &
KITS
CODE 61**

S40 P345	S140 P345	S40K P345	S140K P345	S40M P346	S140M P346
					
SPLIT FLANGE CLAMPS CODE 61 SUPPLIED IN PAIRS	SOLID FLANGE CLAMP CODE 61	UNC BOLTS SPLIT FLANGE CLAMP KITS CODE 61	UNC BOLTS SOLID FLANGE CLAMP KITS CODE 61	METRIC BOLTS SPLIT FLANGE CLAMP KITS CODE 61	METRIC BOLTS SOLID FLANGE CLAMP KITS CODE 61

**SAE
FLANGE
CLAMPS &
KITS
CODE 62**

S42 P345	S142 P345	S42K P345	S142K P345	S42M P346	S142M P346
					
SPLIT FLANGE CLAMPS CODE 62 SUPPLIED IN PAIRS	SOLID FLANGE CLAMP CODE 62	UNC BOLTS SPLIT FLANGE CLAMP KITS CODE 62	UNC BOLTS SOLID FLANGE CLAMP KITS CODE 62	METRIC BOLTS SPLIT FLANGE CLAMP KITS CODE 62	METRIC BOLTS SOLID FLANGE CLAMP KITS CODE 62

**SAE
FLANGE
PLUG &
TUBE WELD**

S979 P347	S980 P347	S981 P347	S982 P347	S982C P347		
						
BLANK PLUG CODE 61	BLANK PLUG CODE 62	CODE 61 O RING FACE SOCKET WELD	CODE 62 O RING FACE SOCKET WELD	RYCO CODE 62C O RING FACE SOCKET WELD		

ADAPTORS

PICTORIAL INDEX

SAE FLANGE JIC ADAPTORS

S1 P348	S3 P348	S2 P348	S2L P348	S1H P348	S3H P348	S2H P348
CODE 61 FLANGE JIC MALE	CODE 61 FLANGE JIC MALE 45° TUBE BEND	CODE 61 FLANGE JIC MALE 90° TUBE BEND	CODE 61 FLANGE JIC MALE 90° LONG BEND	CODE 62 FLANGE JIC MALE	CODE 62 FLANGE JIC MALE 45° TUBE BEND	CODE 62 FLANGE JIC MALE 90° TUBE BEND

SAE FLANGE ORFS ADAPTORS

S147H P349	S146H P349	S143H P349
CODE 62 FLANGE ORFS MALE	CODE 62 FLANGE ORFS MALE 45° TUBE BEND	CODE 62 FLANGE ORFS MALE 90° TUBE BEND

SAE FLANGE BLOCKS CODE 61 BLIND & WELD

S967 P350	S940 P350	S940F & FM P350	S970 P351	S970F & FM P351	S976 P351	S976F P351
CODE 61 FLANGE BLIND	CODE 61 FLANGE SOCKET WELD TUBE	CODE 61 FLANGE FLAT SOCKET WELD TUBE	CODE 61 FLANGE SOCKET WELD PIPE	CODE 61 FLANGE FLAT SOCKET WELD PIPE	CODE 61 FLANGE BUTT WELD PIPE	CODE 61 FLANGE FLAT BUTT WELD PIPE

SAE FLANGE BLOCKS CODE 62 BLIND & WELD

S968 P350	S941 P350	S941F & FM P350	S971 P351	S971F & FM P351	S977 P351	S977F P351
CODE 62 FLANGE BLIND	CODE 62 FLANGE SOCKET WELD TUBE	CODE 62 FLANGE FLAT SOCKET WELD TUBE	CODE 62 FLANGE SOCKET WELD PIPE	CODE 62 FLANGE FLAT SOCKET WELD PIPE	CODE 62 FLANGE BUTT WELD PIPE	CODE 62 FLANGE FLAT BUTT WELD PIPE

SAE FLANGE BLOCKS CODE 61

S951 P352	S951F & FM P352	S953 P352	S957 P353
CODE 61 FLANGE BSPP FEMALE	CODE 61 FLANGE FLAT BSPP FEMALE	CODE 61 FLANGE BSPP MALE	CODE 61 FLANGE JIC MALE

SAE FLANGE BLOCK FASTENING KIT

FK61 & M P349
SUITS SAE FLANGE BLOCKS CODE 61

SAE FLANGE BLOCKS CODE 62

S952 P352	S952F & FM P352	S954 P352	S958 P353
CODE 62 FLANGE BSPP FEMALE	CODE 62 FLANGE FLAT BSPP FEMALE	CODE 62 FLANGE BSPP MALE	CODE 62 FLANGE JIC MALE

SAE FLANGE BLOCK FASTENING KIT

FK62 & M P349
SUITS SAE FLANGE BLOCKS CODE 62

SWIVEL JOINTS

S37 P354	S36 P354	S131 P354	S33 P354	S34 P354	S35 P354	SJK/RKS P354
BSPT MALE BSPT MALE 90° SWIVEL JOINT	BSPT MALE BSPP FEMALE SWIVEL 90° SWIVEL JOINT	JIC MALE JIC FIXED FEMALE SWIVEL JOINT	JIC MALE JIC MALE 90° SWIVEL JOINT	JIC MALE JIC FEMALE 90° SWIVEL JOINT	JIC FEMALE JIC MALE 90° SWIVEL JOINT	REPLACEMENT SEAL KIT

INTRODUCTION
HOSE
COUPLINGS
ADAPTORS
ACCESSORIES
FILTERS
TECHNICAL

O RINGS

ROD-AC P356	ROD-BP P356	ROD-DL P356	ROD-DS P356	ROD-FS P356	ROD-SF P357	ROD-UN P357
AIR CONDITIONING PILOT FITTING 70 DUROMETER (GREEN HNBR)	BSPP O RING MALE THREAD 90 DUROMETER	DKOL FEMALE METRIC 70 DUROMETER	DKOS FEMALE METRIC 70 DUROMETER	ORFS 90 DUROMETER	SAE FLANGE 90 DUROMETER	UNO THREAD 90 DUROMETER

O RINGS cont'd

ROD-WD/BE P357	35B P309		36B P309	35/37 P332	MBD P337	RL21D P309
BSPP ENCAPSULATED MALE SEAL	COMPONENTS & ACCESSORIES		BSPP LOCK NUT	BSPP RETAINING RING	JIC LOCK NUT	METRIC METAL BONDED SEAL W/ CENTRALISING LIP
						BSPP METAL BONDED SEAL W/ CENTRALISING LIP

COMPONENTS & ACCESSORIES cont'd

BBB P366	BBM P366	RL20SH P366
BSP BANJO BOLT	METRIC BANJO BOLT	BALL VALVE BSPP FEMALE BSPP FEMALE

PLASTIC PROTECTORS

BPD P358	BCD P358	JPD P358	JCD P358	JCTD P358	MPD P359	MCD P359
PLUG SUITS FEMALE BSP & NPSM	CAP SUITS MALE BSP & NPT	PLUG SUITS FEMALE JIC, SAE & UNO	CAP SUITS MALE JIC, SAE & UNO	TEAR OFF CAP SUITS MALE JIC, SAE & UNO	PLUG SUITS FEMALE METRIC	CAP SUITS MALE METRIC

PLASTIC PROTECTORS cont'd

OPD P359	OCD P359	FC61D P360	FC62D P360	PPD P360
PLUG SUITS FEMALE ORFS	CAP SUITS MALE ORFS	SUITS SAE CODE 61 FLANGE	SUITS SAE CODE 62 & R62C FLANGE	SUITS 800 SERIES FITTING

TUBE BENDS IMPERIAL OUTSIDE DIAMETER

14 P361	15 P361	25 P361	25HL P361	17 P361	16 P361
22.5° TUBE BEND	30° TUBE BEND	45° TUBE BEND	45° TUBE BEND HEAVY	60° TUBE BEND	67.5° TUBE BEND

TUBE BENDS IMPERIAL OUTSIDE DIAMETER cont'd

24A P362	24B P362	24 P362	24HL P362	21 P362	91 P362
90° SPECIAL LONG TUBE BEND	90° SPECIAL LONG TUBE BEND	90° TUBE BEND	90° TUBE BEND HEAVY	90° LONG TUBE BEND	110° LONG TUBE BEND

ADAPTORS

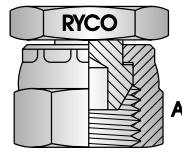

BSP ADAPTORS

BSP

S64

S59


**PLUG
CAP**



BSPP

S73

**PLUG
SEAL SUPPLIED**



THREAD A	DASH SIZE	BSPT MALE PLUG	BSPP FEMALE SWIVEL CAP
inch		PART NO	PART NO
1/8	-02	S64-02	S59-02
1/4	-04	S64-04	S59-04
3/8	-06	S64-06	S59-06
1/2	-08	S64-08	S59-08
3/4	-12	S64-12	S59-12
1	-16	S64-16	S59-16
1.1/4	-20	S64-20	S59-20
1.1/2	-24	S64-24	S59-24
2	-32	S64-32	S59-32

THREAD A	DASH SIZE	BSPP ENCAPSULATED MALE PLUG
inch		PART NO
1/8	-02	S73-02
1/4	-04	S73-04
3/8	-06	S73-06
1/2	-08	S73-08
3/4	-12	S73-12
1	-16	S73-16
1.1/4	-20	S73-20
1.1/2	-24	S73-24
2	-32	S73-32

NOTE: S73 was previously O Ring & Retaining Ring design. Stock of previous design may exist and may be supplied.

BSP

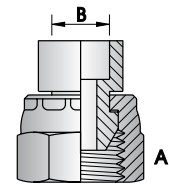
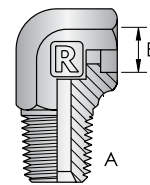
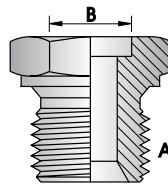
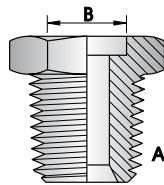
S53

S53P

S54

S58

TUBE WELD



THREAD A	TUBE OD B	DASH SIZE	BSPT MALE TUBE WELD	BSPP MALE TUBE WELD	BSPT MALE TUBE WELD 90° ELBOW	BSPP FEM SWIVEL TUBE WELD
inch	inch		PART NO	PART NO	PART NO	PART NO
1/4	3/8	-0406	S53-0406		S54-0406	S58-0406
3/8	3/8	-0606	S53-0606			S58-0606
3/8	1/2	-0608	S53-0608		S54-0608	
3/8	5/8	-0610			S54-0610	
1/2	1/2	-0808	S53-0808	S53P-0808	S54-0808	S58-0808
1/2	5/8	-0810	S53-0810	S53P-0810	S54-0810	
1/2	3/4	-0812	S53-0812		S54-0812	
3/4	3/4	-1212	S53-1212		S54-1212	S58-1212
3/4	7/8	-1214	S53-1214		S54-1214	
3/4	1	-1216	S53-1216			
1	1	-1616	S53-1616		S54-1616	S58-1616
1	1.1/4	-1620	S53-1620			
1.1/4	1.1/4	-2020	S53-2020			S58-2020
1.1/2	1.1/2	-2424	S53-2424			S58-2424
1.1/2	1.15/16	-2431	S53-2431			
2	2	-3232				S58-3232

ADAPTORS

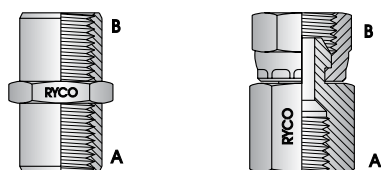
BSP ADAPTORS

BSP/BSP

S26

S81

STRAIGHT



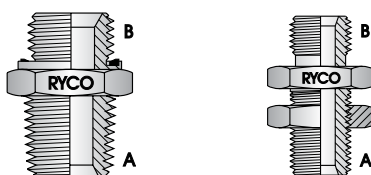
THREAD		DASH SIZE	BSPT FEMALE SOCKET	BSPT FEMALE FIXED BSPP FEMALE SWIVEL
A	B			
inch	inch		PART NO	PART NO
1/8	1/8	-0202	S26-0202	
1/4	1/4	-0404	S26-0404	S81-0404
3/8	1/4	-0604	S26-0604	
3/8	3/8	-0606	S26-0606	S81-0606
1/2	1/4	-0804	S26-0804	
1/2	3/8	-0806	S26-0806	S81-0806
1/2	1/2	-0808	S26-0808	S81-0808
3/4	1/4	-1204	S26-1204	
3/4	1/2	-1208	S26-1208	
3/4	3/4	-1212	S26-1212	S81-1212
1	3/4	-1612	S26-1612	
1	1	-1616	S26-1616	S81-1616
1.1/4	1.1/4	-2020	S26-2020	
1.1/2	1.1/2	-2424	S26-2424	
2	2	-3232	S26-3232	

BSP/BSPP

S75

S44

STRAIGHT
SEAL SUPPLIED

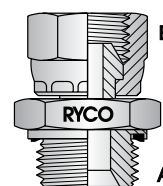
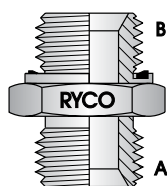


THREAD		DASH SIZE	BSPT MALE BSPP ENCAPSULATED MALE	BSPP MALE BULKHEAD BSPP MALE
A	B			
inch	inch		PART NO	PART NO
1/4	1/4	-0404	S75-0404	S44-0404
1/4	3/8	-0406	S75-0406	
1/4	1/2	-0408	S75-0408	
3/8	1/4	-0604	S75-0604	
3/8	3/8	-0606	S75-0606	S44-0606
3/8	1/2	-0608	S75-0608	
1/2	1/4	-0804	S75-0804	
1/2	3/8	-0806	S75-0806	
1/2	1/2	-0808	S75-0808	S44-0808
1/2	5/8	-0810	S75-0810	
1/2	3/4	-0812	S75-0812	
3/4	1/2	-1208	S75-1208	
3/4	3/4	-1212	S75-1212	S44-1212
3/4	1	-1216	S75-1216	
1	3/4	-1612	S75-1612	
1	1	-1616	S75-1616	S44-1616
1	1.1/4	-1620	S75-1620	
1.1/4	1.1/4	-2020	S75-2020	S44-2020
1.1/2	1.1/2	-2424	S75-2424	
2	2	-3232	S75-3232	

NOTE: S75 was previously O Ring & Retaining Ring design. Stock of previous design may exist and may be supplied.

BSP/BSPP	S46	S102	S43
-----------------	------------	-------------	------------

**STRAIGHT
SEAL SUPPLIED**



THREAD		DASH SIZE	BSPP MALE	BSPP	BSPP
A	B		BSPP ENCAPSULATED MALE	ENCAPSULATED MALE BSP FEMALE FIXED REDUCING BUSH	ENCAPSULATED MALE BSP FEMALE SWIVEL
inch	inch		PART NO	PART NO	PART NO
1/8	1/8	-0202			S43-0202
1/4	1/8	-0402		S102-0402	
1/4	1/4	-0404	S46-0404		S43-0404
1/4	3/8	-0406	S46-0406		
3/8	1/8	-0602		S102-0602	
3/8	1/4	-0604		S102-0604	
3/8	3/8	-0606	S46-0606		S43-0606
3/8	1/2	-0608	S46-0608		S43-0608
1/2	1/4	-0804	S46-0804	S102-0804	
1/2	3/8	-0806		S102-0806	S43-0806
1/2	1/2	-0808	S46-0808		S43-0808
1/2	3/4	-0812	S46-0812		
3/4	1/4	-1204		S102-1204	
3/4	3/8	-1206		S102-1206	
3/4	1/2	-1208		S102-1208	
3/4	3/4	-1212	S46-1212		S43-1212
3/4	1	-1216	S46-1216		
1	1/2	-1608		S102-1608	
1	3/4	-1612		S102-1612	
1	1	-1616	S46-1616		S43-1616
1.1/4	3/4	-2012		S102-2012	
1.1/4	1	-2016		S102-2016	
1.1/4	1.1/4	-2020	S46-2020		S43-2020
1.1/4	1.1/2	-2024	S46-2024		
1.1/2	1	-2416		S102-2416	
1.1/2	1.1/4	-2420		S102-2420	
1.1/2	1.1/2	-2424	S46-2424		
2	2	-3232	S46-3232		

NOTE: S43, S46 & S102 were previously O Ring & Retaining Ring design. Stock of previous design may exist and may be supplied.

INTRODUCTION

HOSE

COUPLINGS

ADAPTORS

ACCESSORIES

FILTERS

TECHNICAL

ADAPTORS

BSP ADAPTORS

BSP/BSP

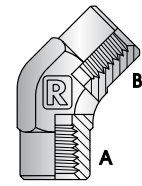
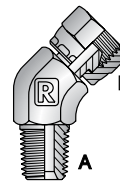
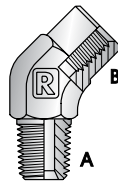
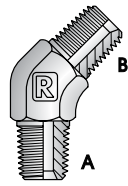
S45

S39

S84

S31

45° ELBOW



THREAD		DASH SIZE	BSPT MALE	BSPT MALE	BSPT MALE	BSPT FEMALE FIXED
A	B		BSPT MALE	BSPT FEMALE FIXED	BSPT FEMALE SWIVEL	BSPT FEMALE FIXED
			45° ELBOW	45° ELBOW	45° ELBOW	45° ELBOW
inch	inch		PART NO	PART NO	PART NO	PART NO
1/8	1/8	-0202				S31-0202
1/4	1/4	-0404	S45-0404	S39-0404	S84-0404	S31-0404
1/4	3/8	-0406		S39-0406		
3/8	3/8	-0606	S45-0606	S39-0606	S84-0606	S31-0606
1/2	3/8	-0806			S84-0806	
1/2	1/2	-0808	S45-0808	S39-0808	S84-0808	S31-0808
3/4	1/2	-1208	S45-1208			
3/4	3/4	-1212	S45-1212	S39-1212	S84-1212	S31-1212
1	1	-1616	S45-1616		S84-1616	S31-1616

BSP/BSP

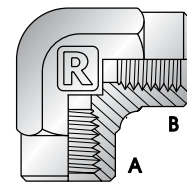
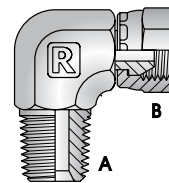
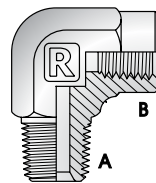
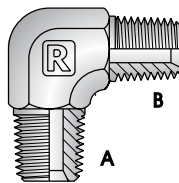
S49

S25

S82

S28

90° ELBOW



THREAD		DASH SIZE	BSPT MALE	BSPT MALE	BSPT MALE	BSPT FEMALE FIXED
A	B		BSPT MALE	BSPT FEMALE FIXED	BSPT FEMALE SWIVEL	BSPT FEMALE FIXED
			90° ELBOW	90° ELBOW	90° ELBOW	90° ELBOW
inch	inch		PART NO	PART NO	PART NO	PART NO
1/8	1/8	-0202	S49-0202	S25-0202	S82-0202	S28-0202
1/4	1/8	-0402	S49-0402			
1/4	1/4	-0404	S49-0404	S25-0404	S82-0404	S28-0404
3/8	1/4	-0604	S49-0604	S25-0604		
3/8	3/8	-0606	S49-0606	S25-0606	S82-0606	S28-0606
3/8	1/2	-0608		S25-0608		
1/2	1/4	-0804	S49-0804			
1/2	3/8	-0806	S49-0806	S25-0806	S82-0806	
1/2	1/2	-0808	S49-0808	S25-0808	S82-0808	S28-0808
1/2	3/4	-0812		S25-0812	S82-0812	
3/4	1/2	-1208	S49-1208			
3/4	3/4	-1212	S49-1212	S25-1212	S82-1212	S28-1212
3/4	1	-1216			S82-1216	
1	3/4	-1612	S49-1612		S82-1612	
1	1	-1616	S49-1616	S25-1616	S82-1616	S28-1616
1.1/4	3/4	-2012	S49-2012			
1.1/4	1	-2016	S49-2016			
1.1/4	1.1/4	-2020	S49-2020	S25-2020		S28-2020
1.1/2	1.1/2	-2424	S49-2424			

ADAPTORS

BSP ADAPTORS

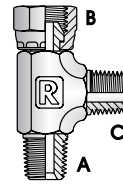
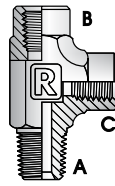
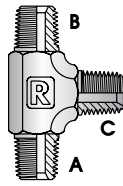
BSP/BSP

S50

S48

S167

TEE



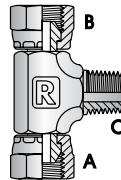
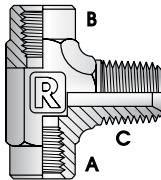
THREAD			DASH SIZE	BSPT MALE	BSPT MALE	BSPT MALE
A	B	C		BSPT MALE	BSPT FEMALE FIXED	BSPT FEMALE FIXED
inch	inch	inch		PART NO	PART NO	PART NO
1/8	1/8	1/8	-020202	S50-020202	S48-020202	
1/4	1/4	1/4	-040404	S50-040404	S48-040404	S167-040404
3/8	3/8	3/8	-060606	S50-060606	S48-060606	S167-060606
3/8	3/8	1/2	-060608	S50-060608		
1/2	1/2	1/2	-080808	S50-080808	S48-080808	S167-080808
1/2	1/2	3/4	-080812	S50-080812		
3/4	1/2	3/4	-120812	S50-120812		
3/4	3/4	1/2	-121208	S50-121208		
3/4	3/4	3/4	-121212	S50-121212	S48-121212	S167-121212
1	3/4	1	-161216	S50-161216		
1	1	1	-161616	S50-161616	S48-161616	S167-161616
1.1/4	1.1/4	1.1/4	-202020	S50-202020		

BSP/BSP

S47

S83

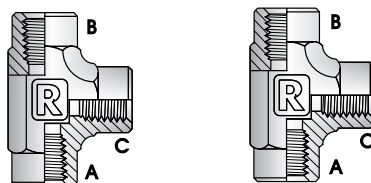
TEE



THREAD			DASH SIZE	BSPT FEMALE FIXED	BSPT FEMALE FIXED	BSPT FEMALE FIXED
A	B	C		BSPT FEMALE FIXED	BSPT FEMALE FIXED	BSPT FEMALE FIXED
inch	inch	inch		PART NO	PART NO	PART NO
1/4	1/4	1/4	-040404		S83-040404	
3/8	3/8	3/8	-060606		S83-060606	
1/2	1/2	1/2	-080808	S47-080808	S83-080808	
3/4	3/4	3/4	-121212	S47-121212	S83-121212	
1	1	1	-161616		S83-161616	

BSP/BSP S29 S139

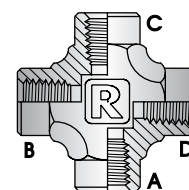
TEE



THREAD			DASH SIZE	BSPT FEMALE FIXED BSPT FEMALE FIXED BSPT FEMALE FIXED	BSPP FEMALE FIXED BSPP FEMALE FIXED BSPP FEMALE FIXED
A	B	C			
inch	inch	inch		PART NO	PART NO
1/8	1/8	1/8	-020202	S29-020202	
1/4	1/4	1/4	-040404	S29-040404	S139-040404
3/8	3/8	3/8	-060606	S29-060606	
1/2	1/2	1/2	-080808	S29-080808	
3/4	3/4	3/4	-121212	S29-121212	
1	1	1	-161616	S29-161616	
1.1/4	1.1/4	1.1/4	-202020	S29-202020	
2	2	2	-323232	S29-323232	S139-323232

BSP/BSP S32

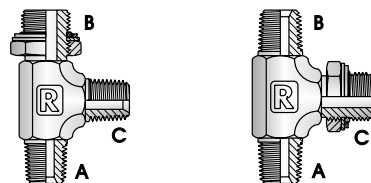
CROSS



THREAD A, B, C, D	DASH SIZE	BSPT FEMALE FIXED CROSS
inch		PART NO
1/4	-04040404	S32-04040404
3/8	-06060606	S32-06060606
1/2	-08080808	S32-08080808
3/4	-12121212	S32-12121212
1	-16161616	S32-16161616

BSP/BSPP O RING S104 S135

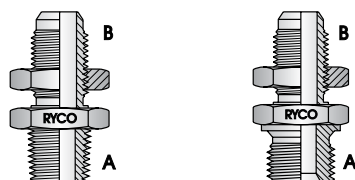
**TEE
O RING & RETAINING
RING SUPPLIED**



THREAD			DASH SIZE	BSPT MALE BSPP O RING MALE BSPT MALE	BSPT MALE BSPP O RING MALE
A	B	C			
inch	inch	inch		PART NO	PART NO
1/4	1/4	1/4	-040404	S104-040404	
1/4	3/8	1/4	-040604	S104-040604	
3/8	3/8	3/8	-060606	S104-060606	S135-060606
1/2	1/2	1/2	-080808	S104-080808	
3/4	3/4	3/4	-121212	S104-121212	
1	1	1	-161616	S104-161616	
1.1/4	1.1/4	1.1/4	-202020	S104-202020	

BSP/JIC S130 S130P

BULKHEAD



THREAD A	THREAD B	DASH SIZE	BSPTM NO SEAT JICM BULKHEAD	BSPP MALE JICM BULKHEAD
inch	inch		PART NO	PART NO
3/8	9/16	-0609		S130P-0609
1/2	3/4	-0812	S130-0812	S130P-0812
1/2	7/8	-0814		S130P-0814

INTRODUCTION

HOSE

COUPLINGS

ADAPTORS

ACCESSORIES

FILTERS

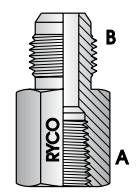
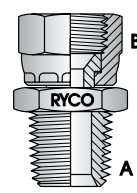
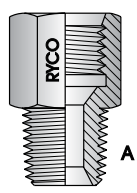
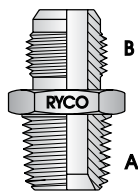
TECHNICAL

ADAPTORS

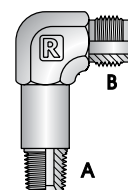
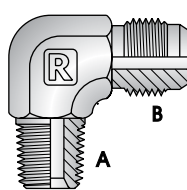
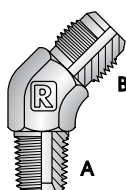
BSP ADAPTORS

BSP/JIC	S7	S128	S61	S16
---------	----	------	-----	-----

STRAIGHT



THREAD		DASH SIZE	BSPT MALE JIC MALE	BSPT MALE JIC/UN O RING FEMALE FIXED DUAL SEAT	BSPT MALE JIC FEMALE SWIVEL	BSPT FEMALE FIXED JIC MALE
A	B					
inch	inch		PART NO	PART NO	PART NO	PART NO
1/8	3/8	-0206	S7-0206			
1/8	7/16	-0207	S7-0207			S16-0207
1/8	1/2	-0208	S7-0208			
1/8	9/16	-0209	S7-0209			S16-0209
1/4	7/16	-0407	S7-0407		S61-0407	
1/4	1/2	-0408	S7-0408			
1/4	9/16	-0409	S7-0409		S61-0409	S16-0409
1/4	3/4	-0412	S7-0412			
1/4	7/8	-0414		S128-0414		
3/8	7/16	-0607	S7-0607			
3/8	1/2	-0608	S7-0608			
3/8	9/16	-0609	S7-0609		S61-0609	
3/8	3/4	-0612	S7-0612		S61-0612	S16-0612
3/8	7/8	-0614	S7-0614		S61-0614	
3/8	1.1/16	-0617	S7-0617			
1/2	7/16	-0807	S7-0807			
1/2	9/16	-0809	S7-0809			S16-0809
1/2	3/4	-0812	S7-0812	S128-0812	S61-0812	S16-0812
1/2	7/8	-0814	S7-0814	S128-0814	S61-0814	S16-0814
1/2	1.1/16	-0817	S7-0817			S16-0817
1/2	1.5/16	-0821	S7-0821			
5/8	3/4	-1012	S7-1012			
3/4	9/16	-1209	S7-1209			
3/4	3/4	-1212	S7-1212			
3/4	7/8	-1214	S7-1214			
3/4	1.1/16	-1217	S7-1217		S61-1217	S16-1217
3/4	1.3/16	-1219	S7-1219			
3/4	1.5/16	-1221	S7-1221			
1	7/8	-1614	S7-1614			
1	1.1/16	-1617	S7-1617			
1	1.3/16	-1619	S7-1619			
1	1.5/16	-1621	S7-1621		S61-1621	
1	1.5/8	-1626	S7-1626			
1.1/4	1.1/16	-2017	S7-2017			
1.1/4	1.5/16	-2021	S7-2021			
1.1/4	1.5/8	-2026	S7-2026			
1.1/2	1.5/16	-2421	S7-2421			
1.1/2	1.5/8	-2426	S7-2426		S61-2426	
1.1/2	1.7/8	-2430	S7-2430			
2	2.1/2	-3240	S7-3240			

BSP/JIC
S9
S8
S11
**45° ELBOW
90° ELBOW**


THREAD		DASH SIZE	BSPT MALE JIC MALE 45° ELBOW	BSPT MALE JIC MALE 90° ELBOW	BSPT MALE EXT JIC MALE 90° ELBOW
A	B		PART NO	PART NO	PART NO
1/8	7/16	-0207	S9-0207	S8-0207	S11-0207
1/8	1/2	-0208		S8-0208	
1/8	9/16	-0209		S8-0209	
1/4	7/16	-0407	S9-0407	S8-0407	
1/4	1/2	-0408	S9-0408	S8-0408	
1/4	9/16	-0409	S9-0409	S8-0409	
1/4	3/4	-0412	S9-0412	S8-0412	
3/8	7/16	-0607		S8-0607	
3/8	1/2	-0608		S8-0608	
3/8	9/16	-0609	S9-0609	S8-0609	
3/8	3/4	-0612	S9-0612	S8-0612	
3/8	7/8	-0614	S9-0614	S8-0614	
1/2	7/16	-0807		S8-0807	
1/2	9/16	-0809	S9-0809	S8-0809	
1/2	3/4	-0812	S9-0812	S8-0812	
1/2	7/8	-0814	S9-0814	S8-0814	S11-0814
1/2	1.1/16	-0817	S9-0817	S8-0817	
5/8	7/8	-1014		S8-1014	
3/4	9/16	-1209		S8-1209	
3/4	3/4	-1212		S8-1212	
3/4	7/8	-1214	S9-1214	S8-1214	
3/4	1.1/16	-1217	S9-1217	S8-1217	
3/4	1.3/16	-1219		S8-1219	
3/4	1.5/16	-1221	S9-1221	S8-1221	
1	1.1/16	-1617		S8-1617	
1	1.5/16	-1621	S9-1621	S8-1621	
1	1.5/8	-1626	S9-1626	S8-1626	
1.1/4	1.5/16	-2021		S8-2021	
1.1/4	1.5/8	-2026	S9-2026	S8-2026	
1.1/2	1.7/8	-2430	S9-2430	S8-2430	

INTRODUCTION

HOSE

COUPLINGS

ADAPTORS

ACCESSORIES

FILTERS

TECHNICAL

ADAPTORS

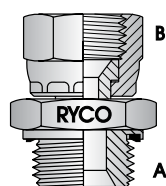
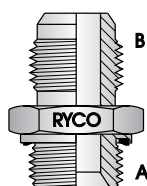
BSP ADAPTORS

BSPP/JIC

S74

S71

STRAIGHT
SEAL SUPPLIED

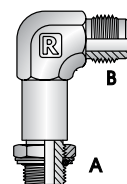
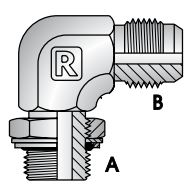
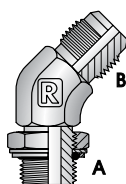


THREAD		DASH SIZE	BSPP	BSPP
A	B		ENCAPSULATED MALE JIC MALE	ENCAPSULATED MALE JIC FEMALE SWIVEL
inch	inch		PART NO	PART NO
1/8	7/16	-0207	S74-0207	
1/8	9/16	-0209	S74-0209	
1/4	7/16	-0407	S74-0407	S71-0407
1/4	1/2	-0408	S74-0408	
1/4	9/16	-0409	S74-0409	S71-0409
1/4	3/4	-0412	S74-0412	
1/4	1.1/16	-0417	S74-0417	
3/8	7/16	-0607	S74-0607	
3/8	9/16	-0609	S74-0609	S71-0609
3/8	3/4	-0612	S74-0612	S71-0612
3/8	7/8	-0614	S74-0614	S71-0614
3/8	1.1/16	-0617	S74-0617	
1/2	7/16	-0807	S74-0807	
1/2	1/2	-0808		S71-0808
1/2	9/16	-0809	S74-0809	
1/2	3/4	-0812	S74-0812	S71-0812
1/2	7/8	-0814	S74-0814	S71-0814
1/2	1.1/16	-0817	S74-0817	
3/4	9/16	-1209	S74-1209	
3/4	3/4	-1212	S74-1212	
3/4	7/8	-1214	S74-1214	S71-1214
3/4	1.1/16	-1217	S74-1217	S71-1217
3/4	1.5/16	-1221	S74-1221	
3/4	1.5/8	-1226	S74-1226	
1	1.1/16	-1617	S74-1617	S71-1617
1	1.5/16	-1621	S74-1621	S71-1621
1	1.5/8	-1626	S74-1626	
1.1/4	1.1/16	-2017	S74-2017	
1.1/4	1.5/16	-2021	S74-2021	S71-2021
1.1/4	1.5/8	-2026	S74-2026	
1.1/2	1.1/16	-2417	S74-2417	
1.1/2	1.5/16	-2421	S74-2421	
1.1/2	1.5/8	-2426	S74-2426	
1.1/2	1.7/8	-2430	S74-2430	
2	1.5/16	-3221	S74-3221	

NOTE: S71 and S74 were previously O Ring & Retaining Ring design. Stock of previous design may exist and may be supplied.

BSP O RING/JIC **S69** **S76** **S70**

**45° ELBOW
90° ELBOW
O RING & RETAINING
RING SUPPLIED**



THREAD		DASH SIZE	BSP O RING MALE JIC MALE 45° ELBOW	BSP O RING MALE JIC MALE 90° ELBOW	BSP O RING MALE EXT JIC MALE 90° ELBOW
A	B		PART NO	PART NO	PART NO
1/8	7/16	-0207		S76-0207	
1/8	9/16	-0209		S76-0209	
1/4	7/16	-0407		S76-0407	
1/4	1/2	-0408		S76-0408	
1/4	9/16	-0409	S69-0409	S76-0409	
1/4	3/4	-0412		S76-0412	
3/8	7/16	-0607		S76-0607	
3/8	9/16	-0609		S76-0609	S70-0609
3/8	3/4	-0612		S76-0612	S70-0612
3/8	7/8	-0614		S76-0614	
1/2	1/2	-0808		S76-0808	
1/2	9/16	-0809	S69-0809	S76-0809	
1/2	3/4	-0812	S69-0812	S76-0812	S70-0812
1/2	7/8	-0814	S69-0814	S76-0814	S70-0814
1/2	1.1/16	-0817		S76-0817	
3/4	9/16	-1209		S76-1209	
3/4	3/4	-1212		S76-1212	
3/4	7/8	-1214		S76-1214	
3/4	1.1/16	-1217		S76-1217	S70-1217
3/4	1.5/16	-1221		S76-1221	
1	1.1/16	-1617		S76-1617	
1	1.5/16	-1621	S69-1621	S76-1621	S70-1621
1.1/4	1.5/16	-2021		S76-2021	
1.1/4	1.5/8	-2026		S76-2026	

INTRODUCTION

HOSE

COUPLINGS

ADAPTORS

ACCESSORIES

FILTERS

TECHNICAL

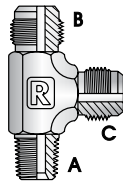
ADAPTORS

BSP ADAPTORS

BSP/JIC

S21

TEE

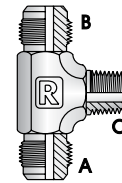


THREAD			DASH SIZE	BSPT MALE JIC MALE JIC MALE	PART NO
A	B	C			
1/8	7/16	7/16	-020707		S21-020707
1/4	7/16	7/16	-040707		S21-040707
1/4	9/16	9/16	-040909		S21-040909
3/8	9/16	9/16	-060909		S21-060909
3/8	9/16	3/4	-060912		S21-060912
3/8	3/4	3/4	-061212		S21-061212
1/2	3/4	3/4	-081212		S21-081212
1/2	7/8	7/8	-081414		S21-081414
1/2	1.1/16	1.1/16	-081717		S21-081717
3/4	1.1/16	1.1/16	-121717		S21-121717
1	1.1/16	1.1/16	-161717		S21-161717
1	1.5/16	1.5/16	-162121		S21-162121

BSP/JIC

S20

TEE

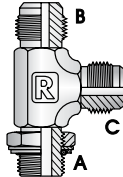


THREAD			DASH SIZE	JIC MALE JIC MALE BSPT MALE	PART NO
A	B	C			
7/16	7/16	1/8	-070702		S20-070702
7/16	7/16	1/4	-070704		S20-070704
1/2	1/2	1/4	-080804		S20-080804
1/2	1/2	1/2	-080808		S20-080808
9/16	9/16	1/4	-090904		S20-090904
3/4	3/4	3/8	-121206		S20-121206
3/4	3/4	1/2	-121208		S20-121208
3/4	1.1/16	1/2	-121708		S20-121708
7/8	7/8	3/8	-141406		S20-141406
7/8	7/8	1/2	-141408		S20-141408
1.1/16	1.1/16	3/4	-171712		S20-171712
1.1/16	1.1/16	1	-171716		S20-171716
1.5/16	1.5/16	3/4	-212112		S20-212112
1.5/8	1.5/8	1.1/4	-262620		S20-262620

BSPP O RING/JIC

S78

TEE
O RING & RETAINING
RING SUPPLIED

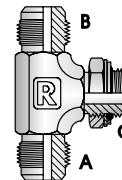


THREAD			DASH SIZE	BSPP O RING MALE JIC MALE JIC MALE	PART NO
A	B	C			
1/4	7/16	7/16	-040707		S78-040707
1/4	9/16	9/16	-040909		S78-040909
1/4	3/4	3/4	-041212		S78-041212
3/8	9/16	9/16	-060909		S78-060909
3/8	3/4	3/4	-061212		S78-061212
1/2	3/4	3/4	-081212		S78-081212
1/2	7/8	7/8	-081414		S78-081414
1/2	1.1/16	1.1/16	-081717		S78-081717
3/4	3/4	3/4	-121212		S78-121212
3/4	1.1/16	1.1/16	-121717		S78-121717
1	1.5/16	1.5/16	-162121		S78-162121
1.1/4	1.1/16	1.1/16	-201717		S78-201717
1.1/4	1.5/8	1.5/8	-202626		S78-202626

BSPP O RING/JIC

S79

TEE
O RING & RETAINING
RING SUPPLIED



THREAD			DASH SIZE	JIC MALE JIC MALE BSPP O RING MALE	PART NO
A	B	C			
7/16	7/16	1/4	-070704		S79-070704
9/16	9/16	1/4	-090904		S79-090904
9/16	9/16	3/8	-090906		S79-090906
3/4	3/4	3/8	-121206		S79-121206
3/4	3/4	1/2	-121208		S79-121208
7/8	7/8	1/2	-141408		S79-141408
7/8	7/8	3/4	-141412		S79-141412
1.1/16	1.1/16	3/4	-171712		S79-171712
1.5/16	1.5/16	3/4	-212112		S79-212112
1.5/16	1.5/16	1	-212116		S79-212116
1.5/8	1.5/8	1.1/4	-262620		S79-262620

INTRODUCTION

HOSE

COUPLINGS

ADAPTORS

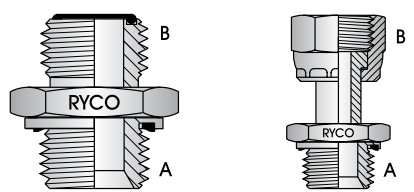
ACCESSORIES

FILTERS

TECHNICAL

BSP/ORFS **S180** **S181**

**STRAIGHT
SEAL SUPPLIED**

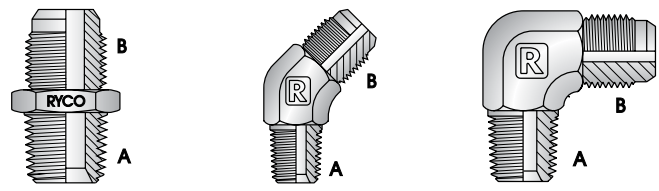


THREAD		DASH SIZE	BSP MALE	BSP MALE
A	B		ORFS MALE	ORFS FEMALE SWIVEL
inch	inch		PART NO	PART NO
1/4	11/16	-0411	S180-0411	S181-0411
3/8	11/16	-0611	S180-0611	S181-0611
3/8	13/16	-0613	S180-0613	S181-0613
1/2	13/16	-0813	S180-0813	S181-0813
3/4	1.3/16	-1219	S180-1219	

NOTE: S180 and S181 were previously O Ring & Retaining Ring design. Stock of previous design may exist and may be supplied.

BSP/SAE **SA7** **SA9** **SA8**

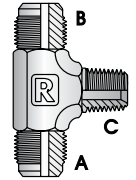
**STRAIGHT
45° ELBOW
90° ELBOW**



THREAD		DASH SIZE	BSPT MALE	BSPT MALE	BSPT MALE
A	B		SAE MALE	SAE MALE 45° ELBOW	SAE MALE 90° ELBOW
inch	inch		PART NO	PART NO	PART NO
1/8	3/8	-0206			SA8-0206
1/8	5/8	-0210			SA8-0210
1/4	5/8	-0410	SA7-0410	SA9-0410	SA8-0410
3/8	5/8	-0610	SA7-0610	SA9-0610	SA8-0610
3/4	1.1/16	-1217	SA7-1217		SA8-1217

BSP/SAE **SA20**

TEE



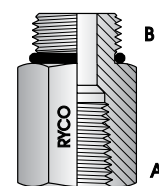

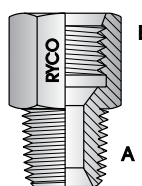
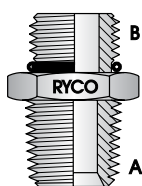
THREAD			DASH SIZE	SAE MALE
A	B	C		SAE MALE BSPT MALE
inch	inch	inch		PART NO
3/4	3/4	3/8	-121206	SA20-121206

ADAPTORS

BSP ADAPTORS

BSP/UNO	S93	S128	S85	S96
---------	-----	------	-----	-----

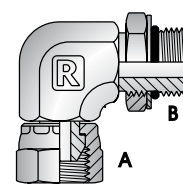
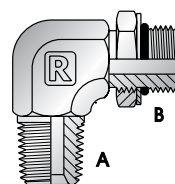
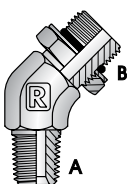
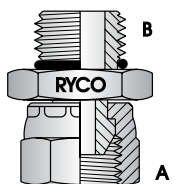
STRAIGHT
O RING SUPPLIED



THREAD		DASH SIZE	BSPT MALE UN O RING MALE	BSPT MALE JIC/UN O RING FEMALE FIXED DUAL SEAT	BSPT FEMALE FIXED UN O RING MALE REDUCING BUSH	BSPT FEMALE FIXED UN O RING MALE
A	B					
inch	inch		PART NO	PART NO	PART NO	PART NO
1/8	9/16	-0209			S85-0209	
1/8	3/4	-0212			S85-0212	
1/8	7/8	-0214			S85-0214	
1/4	9/16	-0409	S93-0409			S96-0409
1/4	3/4	-0412	S93-0412		S85-0412	
1/4	7/8	-0414	S93-0414	S128-0414	S85-0414	
1/4	1.1/16	-0417			S85-0417	
1/4	1.5/16	-0421			S85-0421	
3/8	9/16	-0609	S93-0609			
3/8	3/4	-0612	S93-0612			S96-0612
3/8	7/8	-0614	S93-0614		S85-0614	S96-0614
3/8	1.1/16	-0617	S93-0617		S85-0617	
3/8	1.5/16	-0621			S85-0621	
1/2	9/16	-0809	S93-0809			
1/2	3/4	-0812	S93-0812	S128-0812		S96-0812
1/2	7/8	-0814	S93-0814	S128-0814	S85-0814	S96-0814
1/2	1.1/16	-0817	S93-0817		S85-0817	
1/2	1.5/16	-0821			S85-0821	
1/2	1.5/8	-0826			S85-0826	
5/8	7/8	-1014	S93-1014			
5/8	1.1/16	-1017	S93-1017			
3/4	3/4	-1212	S93-1212			
3/4	7/8	-1214	S93-1214			
3/4	1.1/16	-1217	S93-1217			
3/4	1.5/16	-1221	S93-1221		S85-1221	
3/4	1.5/8	-1226			S85-1226	
1	1.1/16	-1617	S93-1617			
1	1.5/16	-1621	S93-1621			
1	1.5/8	-1626	S93-1626		S85-1626	
1.1/4	1.5/16	-2021	S93-2021			
1.1/4	1.5/8	-2026	S93-2026			
1.1/2	1.5/8	-2426	S93-2426			
1.1/2	1.7/8	-2430	S93-2430			

BSP/UNO **S95** **S60** **S89** **S94**

STRAIGHT
45° ELBOW
90° ELBOW
O RING SUPPLIED



THREAD		DASH SIZE	BSPP FEMALE SWIVEL UN O RING MALE	BSPT MALE UN O RING MALE 45° ELBOW	BSPT MALE UN O RING MALE 90° ELBOW	BSPP FEMALE SWIVEL UN O RING MALE 90° ELBOW
A	B					
inch	inch		PART NO	PART NO	PART NO	PART NO
1/8	7/16	-0207				S94-0207
1/4	9/16	-0409	S95-0409	S60-0409	S89-0409	S94-0409
1/4	3/4	-0412			S89-0412	
1/4	7/8	-0414				
3/8	9/16	-0609			S89-0609	
3/8	3/4	-0612	S95-0612	S60-0612	S89-0612	S94-0612
3/8	7/8	-0614	S95-0614	S60-0614	S89-0614	
3/8	1.1/16	-0617				
1/2	3/4	-0812	S95-0812	S60-0812	S89-0812	S94-0812
1/2	7/8	-0814	S95-0814	S60-0814	S89-0814	S94-0814
1/2	1.1/16	-0817		S60-0817	S89-0817	
3/4	3/4	-1212			S89-1212	
3/4	7/8	-1214	S95-1214		S89-1214	
3/4	1.1/16	-1217	S95-1217	S60-1217	S89-1217	S94-1217
3/4	1.5/16	-1221				
1	1.5/16	-1621	S95-1621	S60-1621	S89-1621	S94-1621
1	1.5/8	-1626			S89-1626	
1.1/4	1.5/8	-2026			S89-2026	S94-2026

INTRODUCTION

HOSE

COUPLINGS

ADAPTORS

ACCESSORIES

FILTERS

TECHNICAL


ADAPTORS

NPT ADAPTORS

NPT

S64N

PLUG

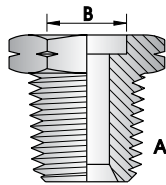


THREAD A	DASH SIZE	NPT MALE PLUG
inch		PART NO
1/8	-02	S64N-02
1/4	-04	S64N-04
3/8	-06	S64N-06
1/2	-08	S64N-08
3/4	-12	S64N-12
1	-16	S64N-16
1.1/4	-20	S64N-20
1.1/2	-24	S64N-24
2	-32	S64N-32

NPT

S53N

TUBE WELD

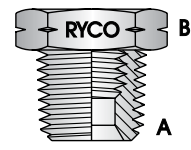


THREAD A	TUBE OD A	DASH SIZE	NPT MALE TUBE WELD
inch	inch		PART NO
3/8	1/2	-0608	S53N-0608
3/4	3/4	-1212	S53N-1212

NPT/NPT

S24N

REDUCING BUSH



THREAD		DASH SIZE	NPT MALE NPT FEMALE FIXED REDUCING BUSH
A	B		
inch	inch		PART NO
1/4	1/8	-0402	S24N-0402
3/8	1/8	-0602	S24N-0602
3/8	1/4	-0604	S24N-0604
1/2	1/8	-0802	S24N-0802
1/2	1/4	-0804	S24N-0804
1/2	3/8	-0806	S24N-0806
3/4	1/8	-1202	S24N-1202
3/4	1/4	-1204	S24N-1204
3/4	3/8	-1206	S24N-1206
3/4	1/2	-1208	S24N-1208
1	3/8	-1606	S24N-1606
1	1/2	-1608	S24N-1608
1	3/4	-1612	S24N-1612
1.1/4	1/2	-2008	S24N-2008
1.1/4	3/4	-2012	S24N-2012
1.1/4	1	-2016	S24N-2016
1.1/2	1/2	-2408	S24N-2408
1.1/2	1	-2416	S24N-2416
1.1/2	1.1/4	-2420	S24N-2420
2	1.1/2	-3224	S24N-3224

ADAPTORS

NPT ADAPTORS

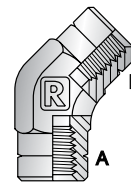
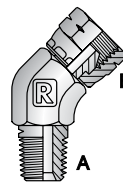
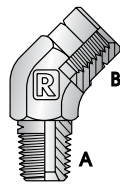
NPT/NPT

S39N

S84N

S31N

45° ELBOW



THREAD		DASH SIZE	NPT MALE NPT FEMALE FIXED 45° ELBOW	NPT MALE NPSM FEMALE SWIVEL 45° ELBOW	NPT FEMALE FIXED NPT FEMALE FIXED 45° ELBOW
A	B		PART NO	PART NO	PART NO
1/8	1/8	-0202	S39N-0202		S31N-0202
1/4	1/4	-0404	S39N-0404	S84N-0404	
3/8	3/8	-0606		S84N-0606	
1/2	3/8	-0806		S84N-0806	
1/2	1/2	-0808		S84N-0808	
1	1	-1616		S84N-1616	
1.1/4	1.1/4	-2020		S84N-2020	

NPT/NPT

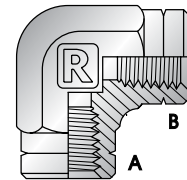
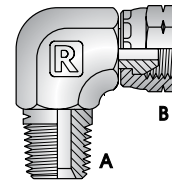
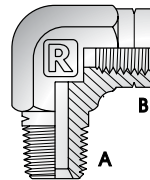
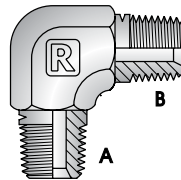
S49N

S25N

S82N

S28N

90° ELBOW



THREAD		DASH SIZE	NPT MALE NPT MALE 90° ELBOW	NPT MALE NPT FEMALE FIXED 90° ELBOW	NPT MALE NPSM FEMALE SWIVEL 90° ELBOW	NPT FEMALE FIXED NPT FEMALE FIXED 90° ELBOW
A	B		PART NO	PART NO	PART NO	PART NO
1/8	1/8	-0202	S49N-0202	S25N-0202		S28N-0202
1/4	1/4	-0404	S49N-0404	S25N-0404	S82N-0404	S28N-0404
3/8	1/4	-0604	S49N-0604			
3/8	3/8	-0606	S49N-0606	S25N-0606	S82N-0606	S28N-0606
1/2	1/2	-0808	S49N-0808	S25N-0808	S82N-0808	S28N-0808
3/4	3/4	-1212	S49N-1212	S25N-1212	S82N-1212	S28N-1212
1	1	-1616	S49N-1616	S25N-1616	S82N-1616	S28N-1616
1.1/4	1.1/4	-2020		S25N-2020	S82N-2020	

NPT/NPT

S50N

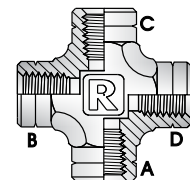
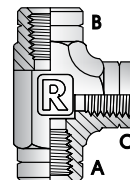
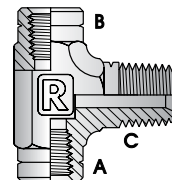
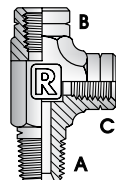
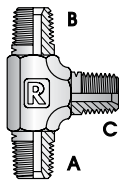
S48N

S47N

S29N

S32N

TEE CROSS



THREAD ALL ENDS	DASH SIZE	NPT MALE NPT MALE NPT MALE	NPT MALE NPT FEMALE FIXED NPT FEMALE FIXED	NPT FEMALE FIXED NPT FEMALE FIXED NPT MALE	NPT FEMALE FIXED NPT FEMALE FIXED NPT FEMALE FIXED	NPT FEMALE FIXED CROSS
inch		PART NO	PART NO	PART NO	PART NO	PART NO
1/8	-020202	S50N-020202	S48N-020202		S29N-020202	
1/4	-040404	S50N-040404	S48N-040404	S47N-040404	S29N-040404	S32N-04040404
3/8	-060606	S50N-060606	S48N-060606		S29N-060606	S32N-06060606
1/2	-080808	S50N-080808	S48N-080808		S29N-080808	S32N-08080808
3/4	-121212	S50N-080808	S48N-121212		S29N-121212	S32N-12121212
1	-161616		S48N-161616		S29N-161616	S32N-16161616
1.1/4	-202020				S29N-202020	
1.1/2	-242424				S29N-242424	

ADAPTORS

NPT ADAPTORS

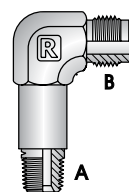
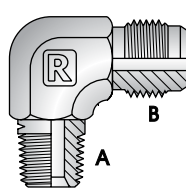
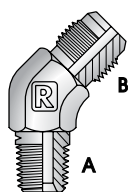
NPT/JIC

S9N

S8N

S11N

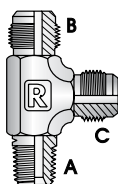
45° ELBOW
90° ELBOW



THREAD		DASH SIZE	NPT MALE JIC MALE 45° ELBOW	NPT MALE JIC MALE 90° ELBOW	NPT MALE EXT JIC MALE 90° ELBOW
A	B				
inch	inch		PART NO	PART NO	PART NO
1/8	7/16	-0207	S9N-0207	S8N-0207	S11N-0207
1/8	1/2	-0208		S8N-0208	
1/8	9/16	-0209		S8N-0209	
1/4	7/16	-0407	S9N-0407	S8N-0407	
1/4	1/2	-0408	S9N-0408	S8N-0408	
1/4	9/16	-0409	S9N-0409	S8N-0409	
1/4	3/4	-0412	S9N-0412	S8N-0412	
3/8	7/16	-0607		S8N-0607	
3/8	1/2	-0608		S8N-0608	
3/8	9/16	-0609	S9N-0609	S8N-0609	
3/8	3/4	-0612	S9N-0612	S8N-0612	
3/8	7/8	-0614	S9N-0614	S8N-0614	
1/2	9/16	-0809	S9N-0809	S8N-0809	
1/2	3/4	-0812	S9N-0812	S8N-0812	
1/2	7/8	-0814	S9N-0814	S8N-0814	
1/2	1.1/16	-0817	S9N-0817	S8N-0817	
3/4	3/4	-1212		S8N-1212	
3/4	7/8	-1214	S9N-1214	S8N-1214	
3/4	1.1/16	-1217	S9N-1217	S8N-1217	
3/4	1.3/16	-1219		S8N-1219	
3/4	1.5/16	-1221	S9N-1221	S8N-1221	
1	1.1/16	-1617		S8N-1617	
1	1.5/16	-1621	S9N-1621	S8N-1621	
1	1.5/8	-1626		S8N-1626	
1.1/4	1.5/16	-2021		S8N-2021	
1.1/4	1.5/8	-2026	S9N-2026	S8N-2026	
1.1/2	1.7/8	-2430	S9N-2430	S8N-2430	
2	2.1/2	-3240	S9N-3240	S8N-3240	

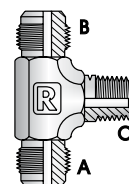
NPT/JIC S21N

TEE



NPT/JIC S20N

TEE

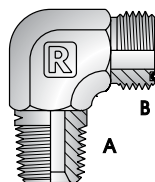
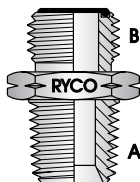


THREAD			DASH SIZE	NPT MALE JIC MALE JIC MALE	PART NO
A	B	C			
1/8	7/16	7/16	-020707		S21N-020707
1/4	7/16	7/16	-040707		S21N-040707
1/4	9/16	9/16	-040909		S21N-040909
3/8	9/16	9/16	-060909		S21N-060909
3/8	3/4	3/4	-061212		S21N-061212
1/2	3/4	3/4	-081212		S21N-081212
1/2	7/8	7/8	-081414		S21N-081414
3/4	1.1/16	1.1/16	-121717		S21N-121717

THREAD			DASH SIZE	JIC MALE JIC MALE NPT MALE	PART NO
A	B	C			
7/16	7/16	1/8	-070702		S20N-070702
7/16	7/16	1/4	-070704		S20N-070704
1/2	1/2	1/4	-080804		S20N-080804
9/16	9/16	1/4	-090904		S20N-090904
9/16	9/16	3/8	-090906		S20N-090906
3/4	3/4	3/8	-121206		S20N-121206
3/4	3/4	1/2	-121208		S20N-121208
7/8	7/8	1/2	-141408		S20N-141408
1.1/16	1.1/16	3/4	-171712		S20N-171712
1.5/16	1.5/16	1	-212116		S20N-212116

NPT/ORFS S114N S145N

STRAIGHT
90° ELBOW
O RING INCLUDED



THREAD		DASH SIZE	NPT MALE ORFS MALE	NPT MALE ORFS MALE 90° ELBOW
A	B			
1/4	9/16	-0409	S114N-0409	S145N-0409
3/8	11/16	-0611	S114N-0611	S145N-0611
1/2	13/16	-0813	S114N-0813	S145N-0813
1/2	1	-0816	S114N-0816	S145N-0816
3/4	1.3/16	-1219	S114N-1219	S145N-1219
1	1.7/16	-1623	S114N-1623	S145N-1623

INTRODUCTION

HOSE

COUPLINGS

ADAPTORS

ACCESSORIES

FILTERS

TECHNICAL

ADAPTORS

NPT ADAPTORS

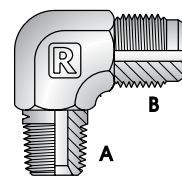
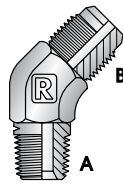
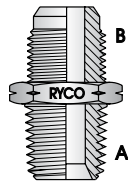
NPT/SAE

SA7N

SA9N

SA8N

STRAIGHT
45° ELBOW
90° ELBOW

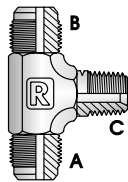


THREAD		DASH SIZE	NPT MALE SAE MALE	NPT MALE SAE MALE 45° ELBOW	NPT MALE SAE MALE 90° ELBOW
A	B				
inch	inch		PART NO	PART NO	PART NO
1/8	1/2	-0208	SA7N-0208		
1/8	5/8	-0210	SA7N-0210		SA8N-0210
1/4	7/16	-0407	SA7N-0407		SA8N-0407
1/4	1/2	-0408	SA7N-0408		SA8N-0408
1/4	5/8	-0410	SA7N-0410	SA9N-0410	SA8N-0410
3/8	1/2	-0608	SA7N-0608		
3/8	5/8	-0610	SA7N-0610		SA8N-0610
1/2	3/4	-0812	SA7N-0812		
3/4	1.1/16	-1217	SA7N-1217		SA8N-1217

NPT/SAE

SA20N

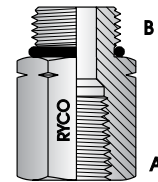
TEE



NPT/UNO

S96N

STRAIGHT
O RING SUPPLIED



THREAD			DASH SIZE	SAE MALE SAE MALE NPT MALE
A	B	C		
inch	inch	inch		PART NO
7/16	7/16	1/4	-070704	SA20N-070704
1/2	1/2	1/4	-080804	SA20N-080804

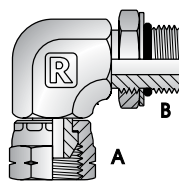
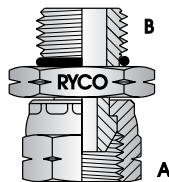
THREAD		DASH SIZE	NPT FEMALE FIXED UN O RING MALE
A	B		
inch	inch		PART NO
1/2	3/4	-0812	S96N-0812
3/4	1.5/16	-1221	S96N-1221

NPSM/UNO

S95N

S94N


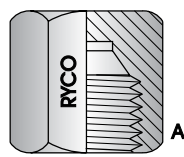
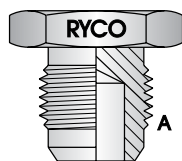
STRAIGHT
90° ELBOW
O RING SUPPLIED



THREAD		DASH SIZE	NPSM FEMALE SWIVEL UN O RING MALE	NPSM FEMALE UN O RING MALE
A	B			
inch	inch		PART NO	PART NO
1/4	9/16	-0409		S94N-0409
1/2	3/4	-0812	S95N-0812	

JIC **S56** **S65** **S65S**

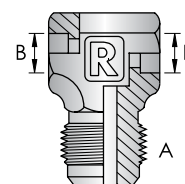
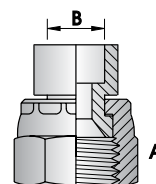
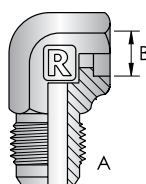
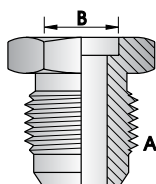
**PLUG
CAP**



THREAD A	DASH SIZE	JIC MALE PLUG	JIC FEMALE CAP	JIC FEMALE SWIVEL CAP
inch		PART NO	PART NO	PART NO
7/16	-07	S56-07	S65-07	S65S-07
1/2	-08	S56-08	S65-08	S65S-08
9/16	-09	S56-09	S65-09	S65S-09
3/4	-12	S56-12	S65-12	S65S-12
7/8	-14	S56-14	S65-14	S65S-14
1.1/16	-17	S56-17	S65-17	S65S-17
1.3/16	-19	S56-19	S65-19	S65S-19
1.5/16	-21	S56-21	S65-21	S65S-21
1.5/8	-26	S56-26	S65-26	S65S-26
1.7/8	-30	S56-30	S65-30	S65S-30
2.1/2	-40	S56-40	S65-40	S65S-40

JIC **S51** **S52** **S57** **S152**

**TUBE WELD
90° TUBE WELD
TEE TUBE WELD**



THREAD A	TUBE OD B	DASH SIZE	JIC MALE TUBE WELD	JIC MALE TUBE WELD 90° ELBOW	JIC FEMALE SWIVEL TUBE WELD	JIC MALE TUBE WELD TEE
inch	inch		PART NO	PART NO	PART NO	PART NO
7/16	1/4	-0704	S51-0704	S52-0704	S57-0704	
7/16	3/8	-0706	S51-0706		S57-0706	
9/16	3/8	-0906	S51-0906	S52-0906	S57-0906	
9/16	1/2	-0908	S51-0908			
3/4	3/8	-1206		S52-1206		
3/4	1/2	-1208	S51-1208	S52-1208	S57-1208	S152-120808
3/4	5/8	-1210	S51-1210		S57-1210	
3/4	3/4	-1212	S51-1212			S152-121212
7/8	5/8	-1410	S51-1410	S52-1410	S57-1410	S152-141010
7/8	3/4	-1412	S51-1412	S52-1412	S57-1412	
1.1/16	5/8	-1710	S51-1710			
1.1/16	3/4	-1712	S51-1712	S52-1712	S57-1712	
1.1/16	7/8	-1714	S51-1714			
1.1/16	1	-1716	S51-1716		S57-1716	S152-171616
1.3/16	7/8	-1914	S51-1914	S52-1914		
1.5/16	1	-2116	S51-2116	S52-2116	S57-2116	
1.5/16	1.1/8	-2118	S51-2118			
1.5/16	1.1/4	-2120	S51-2120		S57-2120	S152-212020
1.5/8	1.1/4	-2620	S51-2620	S52-2620	S57-2620	
1.5/8	1.3/8	-2622	S51-2622			
1.5/8	1.1/2	-2624	S51-2624		S57-2624	
1.7/8	1.1/2	-3024	S51-3024		S57-3024	
2.1/2	2	-4032	S51-4032		S57-4032	

INTRODUCTION

HOSE

COUPLINGS

ADAPTORS

ACCESSORIES

FILTERS

TECHNICAL

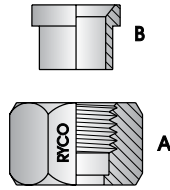
ADAPTORS

JIC ADAPTORS

JIC

S6

**TUBE NUT &
SLEEVE
(FLARE TYPE)**

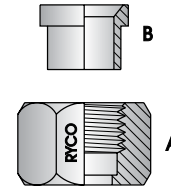


THREAD A	TUBE OD B	DASH SIZE	JIC FEMALE NUT & SLEEVE
inch	inch		PART NO
7/16	1/4	-0704	S6-0704
1/2	5/16	-0805	S6-0805
9/16	3/8	-0906	S6-0906
3/4	1/2	-1208	S6-1208
7/8	5/8	-1410	S6-1410
1.1/16	3/4	-1712	S6-1712
1.3/16	7/8	-1914	S6-1914
1.5/16	1	-2116	S6-2116
1.5/8	1.1/4	-2620	S6-2620

JIC

S6M

**TUBE NUT &
METRIC SLEEVE
(FLARE TYPE)**

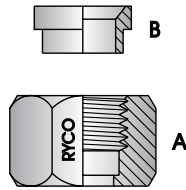


THREAD A	TUBE OD B	DASH SIZE	JIC FEMALE NUT & METRIC SLEEVE
inch	mm		PART NO
7/16	6	-0706	S6M-0706
1/2	8	-0808	S6M-0808
9/16	10	-0910	S6M-0910
3/4	12	-1212	S6M-1212
7/8	16	-1416	S6M-1416
1.1/16	19	-1719	S6M-1719
1.3/16	20	-1920	S6M-1920
1.5/16	25	-2125	S6M-2125
1.5/8	32	-2632	S6M-2632

JIC

S6S

**TUBE NUT &
SHORT SLEEVE
(FLARE TYPE)**

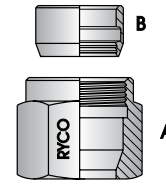


THREAD A	TUBE OD B	DASH SIZE	JIC FEMALE NUT & SHORT SLEEVE
inch	inch		PART NO
9/16	3/8	-0906	S6S-0906
3/4	1/2	-1208	S6S-1208
7/8	5/8	-1410	S6S-1410

J-LOK

S134

**JIC FEMALE NUT
& FLARELESS OLIVE**

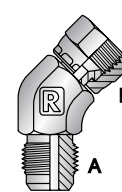
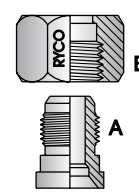
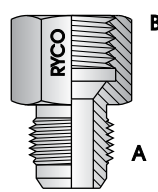
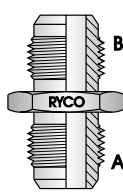


THREAD A	TUBE OD B	DASH SIZE	J-LOK NUT & OLIVE
inch	inch		PART NO
7/16	1/4	-0704	S134-0704
9/16	3/8	-0906	S134-0906
3/4	1/2	-1208	S134-1208
7/8	5/8	-1410	S134-1410
1.1/16	3/4	-1712	S134-1712
1.5/16	1	-2116	S134-2116

NOTE: S134 Assembly Instructions page 510.

JIC/JIC **S10** **S17** **S66F** **S66** **S23**

**STRAIGHT
BULKHEAD
45° ELBOW**



THREAD		DASH SIZE	JIC MALE BULKHEAD JIC MALE	JIC MALE JIC MALE	JIC MALE JIC FEMALE FIXED REDUCER	JIC MALE JIC FEMALE REDUCER	JIC MALE JIC FEMALE SWIVEL 45° ELBOW
A	B		PART NO	PART NO	PART NO	PART NO	PART NO
7/16	7/16	-0707	S10-0707	S17-0707			S23-0707
7/16	9/16	-0709			S66F-0709	S66-0709	
7/16	3/4	-0712			S66F-0712	S66-0712	
7/16	7/8	-0714			S66F-0714	S66-0714	
7/16	1.1/16	-0717			S66F-0717	S66-0717	
7/16	1.5/16	-0721			S66F-0721	S66-0721	
1/2	1/2	-0808		S17-0808			S23-0808
9/16	7/16	-0907		S17-0907	S66F-0907		
9/16	9/16	-0909	S10-0909	S17-0909			S23-0909
9/16	3/4	-0912			S66F-0912	S66-0912	
9/16	7/8	-0914			S66F-0914	S66-0914	
9/16	1.1/16	-0917			S66F-0917	S66-0917	
9/16	1.5/16	-0921			S66F-0921	S66-0921	
9/16	1.5/8	-0926			S66F-0926		
3/4	9/16	-1209		S17-1209	S66F-1209	S66-1209*	
3/4	7/16	-1207			S66F-1207		
3/4	3/4	-1212	S10-1212	S17-1212			S23-1212
3/4	7/8	-1214			S66F-1214	S66-1214	
3/4	1.1/16	-1217			S66F-1217	S66-1217	
3/4	1.5/16	-1221			S66F-1221	S66-1221	
3/4	1.5/8	-1226			S66F-1226		
3/4	1.7/8	-1230			S66F-1230		
7/8	3/4	-1412		S17-1412	S66F-1412	S66-1412*	
7/8	7/8	-1414	S10-1414	S17-1414			S23-1414
7/8	1.1/16	-1417			S66F-1417	S66-1417	
1.1/16	7/16	-1707		S17-1707			
1.1/16	1/2	-1708		S17-1708			
1.1/16	9/16	-1709		S17-1709	S66F-1709		
1.1/16	3/4	-1712		S17-1712	S66F-1712		
1.1/16	7/8	-1714	S10-1714	S17-1714	S66F-1714	S66-1714	
1.1/16	1.1/16	-1717	S10-1717	S17-1717			S23-1717
1.1/16	1.5/16	-1721			S66F-1721	S66-1721	
1.1/16	1.5/8	-1726			S66F-1726		
1.3/16	1.3/16	-1919	S10-1919	S17-1919			
1.5/16	3/4	-2112			S66F-2112	S66-2112	
1.5/16	7/8	-2114		S17-2114			
1.5/16	1.1/16	-2117		S17-2117	S66F-2117	S66-2117	
1.5/16	1.5/16	-2121	S10-2121	S17-2121			S23-2121
1.5/16	1.5/8	-2126			S66F-2126	S66-2126	
1.5/16	1.7/8	-2130			S66F-2130		
1.5/8	1.5/16	-2621		S17-2621	S66F-2621	S66-2621	
1.5/8	1.5/8	-2626	S10-2626	S17-2626			S23-2626
1.7/8	1.7/8	-3030	S10-3030	S17-3030			S23-3030
2.1/2	1.5/16	-4021			S66F-4021		
2.1/2	2.1/2	-4040	S10-4040	S17-4040			

NOTE: *These Sizes are One Piece Construction - see S66F range.

INTRODUCTION

HOSE

COUPLINGS

ADAPTORS

ACCESSORIES

FILTERS

TECHNICAL

ADAPTORS

JIC ADAPTORS

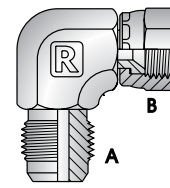
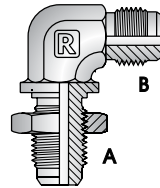
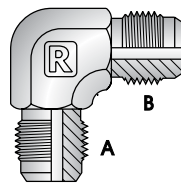
JIC/JIC

S18

S13

S15

90° ELBOW



THREAD		DASH SIZE	JIC MALE	JIC MALE BULKHEAD	JIC MALE
A	B		JIC MALE 90° ELBOW	JIC MALE 90° ELBOW	JIC FEMALE SWIVEL 90° ELBOW
inch	inch		PART NO	PART NO	PART NO
7/16	7/16	-0707	S18-0707	S13-0707	S15-0707
1/2	1/2	-0808	S18-0808	S13-0808	S15-0808
9/16	9/16	-0909	S18-0909	S13-0909	S15-0909
3/4	9/16	-1209	S18-1209		
3/4	3/4	-1212	S18-1212	S13-1212	S15-1212
7/8	3/4	-1412	S18-1412		S15-1412
7/8	7/8	-1414	S18-1414	S13-1414	S15-1414
7/8	1.1/16	-1417			S15-1417
1.1/16	7/8	-1714	S18-1714		S15-1714
1.1/16	1.1/16	-1717	S18-1717	S13-1717	S15-1717
1.3/16	1.3/16	-1919	S18-1919		S15-1919
1.5/16	1.1/16	-2117	S18-2117		
1.5/16	1.5/16	-2121	S18-2121	S13-2121	S15-2121
1.5/8	1.5/8	-2626	S18-2626	S13-2626	S15-2626
1.7/8	1.7/8	-3030			S15-3030

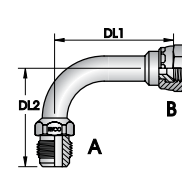
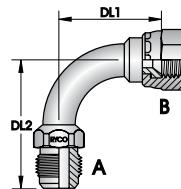
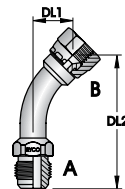
JIC/JIC

S5

S4

S103

45° BEND 90° BEND

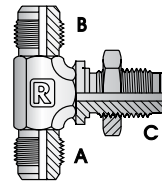
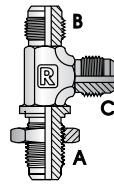
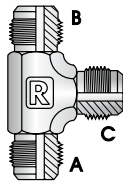


THREAD		DASH SIZE	JIC MALE			JIC MALE			JIC MALE		
A	B		JIC FEMALE SWIVEL 45° TUBE BEND	JIC FEMALE SWIVEL 90° TUBE BEND	JIC FEMALE SWIVEL 90° LONG BEND	JIC FEMALE SWIVEL 45° TUBE BEND	JIC FEMALE SWIVEL 90° TUBE BEND	JIC FEMALE SWIVEL 90° LONG BEND	JIC FEMALE SWIVEL 45° TUBE BEND	JIC FEMALE SWIVEL 90° TUBE BEND	JIC FEMALE SWIVEL 90° LONG BEND
inch	inch		PART NO	DL1	DL2	PART NO	DL1	DL2	PART NO	DL1	DL2
7/16	7/16	-0707				S4-0707	22	38	S103-0707	47	38
9/16	9/16	-0909	S5-0909	16	54	S4-0909	27	43	S103-0909	55	44
3/4	3/4	-1212	S5-1212	22	64	S4-1212	38	60	S103-1212	62	60
7/8	7/8	-1414	S5-1414	24	72	S4-1414	48	66	S103-1414	70	66
1.1/16	1.1/16	-1717	S5-1717	30	90	S4-1717	57	78	S103-1717	96	78
1.5/16	1.5/16	-2121	S5-2121	33	102	S4-2121	73	92	S103-2121	114	94
1.5/8	1.5/8	-2626	S5-2626	46	121	S4-2626	82	108	S103-2626	140	108
1.7/8	1.7/8	-3030				S4-3030	104	130			
2.1/2	2.1/2	-4040				S4-4040	140	164	S103-4040	222	164

NOTE: Drop Lengths (DL) dimensions are in millimetres.

JIC/JIC **S19** **S62** **S63**

TEE



THREAD			DASH SIZE	JIC MALE	JIC MALE BULKHEAD	JIC MALE
A	B	C		JIC MALE	JIC MALE	JIC MALE BULKHEAD
inch	inch	inch		PART NO	PART NO	PART NO
7/16	7/16	7/16	-070707	S19-070707	S62-070707	S63-070707
1/2	1/2	1/2	-080808	S19-080808	S62-080808	S63-080808
9/16	9/16	9/16	-090909	S19-090909	S62-090909	S63-090909
9/16	9/16	3/4	-090912		S62-090912	
3/4	1/2	3/4	-120812	S19-120812		
3/4	3/4	9/16	-121209	S19-121209		
3/4	3/4	3/4	-121212	S19-121212	S62-121212	S63-121212
3/4	3/4	7/8	-121214	S19-121214	S62-121214	
3/4	3/4	1.1/16	-121217	S19-121217		
7/8	3/4	7/8	-141214	S19-141214		
7/8	7/8	3/4	-141412	S19-141412		
7/8	7/8	7/8	-141414	S19-141414	S62-141414	S63-141414
7/8	7/8	1.1/16	-141417	S19-141417	S62-141417	
1.1/16	3/4	3/4	-171212	S19-171212		
1.1/16	7/8	7/8	-171414	S19-171414		
1.1/16	1.1/16	7/8	-171714	S19-171714		
1.1/16	1.1/16	1.1/16	-171717	S19-171717	S62-171717	S63-171717
1.1/16	1.1/16	1.5/16	-171721	S19-171721		
1.1/16	1.1/16	1.5/8	-171726	S19-171726		
1.3/16	1.3/16	1.3/16	-191919	S19-191919		
1.5/16	7/8	7/8	-211414	S19-211414		
1.5/16	1.1/16	1.1/16	-211717	S19-211717		
1.5/16	1.5/16	7/8	-212114	S19-212114		
1.5/16	1.5/16	1.1/16	-212117	S19-212117		
1.5/16	1.5/16	1.5/16	-212121	S19-212121	S62-212121	S63-212121
1.5/8	1.5/8	1.5/8	-262626	S19-262626	S62-262626	S63-262626

INTRODUCTION

HOSE

COUPLINGS

ADAPTORS

ACCESSORIES

FILTERS

TECHNICAL

ADAPTORS

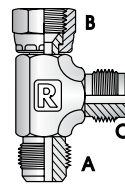
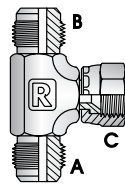
JIC ADAPTORS

JIC/JIC

S68

S67

TEE



THREAD			DASH SIZE	JIC MALE	JIC MALE
A	B	C		JIC FEMALE SWIVEL	JIC FEMALE SWIVEL
inch	inch	inch		PART NO	PART NO
7/16	7/16	7/16	-070707	S68-070707	S67-070707
1/2	1/2	1/2	-080808	S68-080808	S67-080808
9/16	9/16	9/16	-090909	S68-090909	S67-090909
9/16	3/4	9/16	-091209		S67-091209
3/4	3/4	9/16	-121209		S67-121209
3/4	3/4	3/4	-121212	S68-121212	S67-121212
7/8	7/8	9/16	-141409		S67-141409
7/8	7/8	3/4	-141412		S67-141412
7/8	7/8	7/8	-141414	S68-141414	S67-141414
7/8	7/8	1.1/16	-141417		S67-141417
7/8	1.1/16	7/8	-141714		S67-141714
1.1/16	1.1/16	7/8	-171714	S68-171714	S67-171714
1.1/16	1.1/16	1.1/16	-171717	S68-171717	S67-171717
1.1/16	1.5/16	1.1/16	-172117		S67-172117
1.5/16	1.5/16	7/8	-212114		S67-212114
1.5/16	1.5/16	1.1/16	-212117	S68-212117	S67-212117
1.5/16	1.5/16	1.5/16	-212121	S68-212121	S67-212121
1.5/8	1.5/8	1.5/8	-262626	S68-262626	S67-262626
1.7/8	1.7/8	1.7/8	-303030	S68-303030	S67-303030

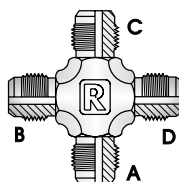
JIC

S100

JIC LOCK NUT

35/37

CROSS



LOCK NUT



THREAD A, B, C, D	DASH SIZE	JIC MALE CROSS
inch		PART NO
9/16	-09090909	S100-09090909
3/4	-12121212	S100-12121212
7/8	-14141414	S100-14141414
1.1/16	-17171717	S100-17171717
1.5/16	-21212121	S100-21212121

THREAD	DASH SIZE	JIC LOCK NUT
inch		PART NO
7/16	-07	37-07
1/2	-08	37-08
9/16	-09	37-09
3/4	-12	37-12
7/8	-14	37-14
1.1/16	-17	37-17
1.3/16	-19	37-19
1.5/16	-21	37-21
1.5/8	-26	35-26

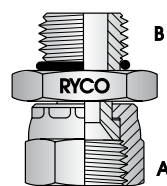
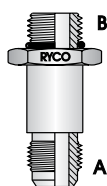
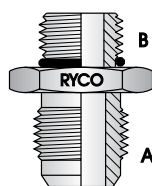
NOTE: 37- is JIC B/H Lock Nut, 35- is UNO Adj. Male Nut (-26 size is common for both).

ADAPTORS

JIC ADAPTORS

JIC/UNO	S90	S107	S101
---------	-----	------	------

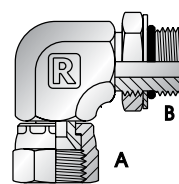
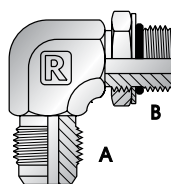
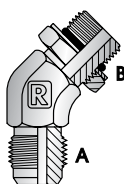
**STRAIGHT
O RING SUPPLIED**



THREAD		DASH SIZE	JIC MALE UN O RING MALE	JIC MALE EXT UN O RING MALE	JIC FEMALE SWIVEL UN O RING MALE
A	B				
inch	inch		PART NO	PART NO	PART NO
7/16	7/16	-0707	S90-0707		S101-0707
7/16	9/16	-0709	S90-0709		S101-0709
7/16	3/4	-0712	S90-0712		
1/2	1/2	-0808	S90-0808		
1/2	3/4	-0812	S90-0812		
1/2	7/8	-0814	S90-0814		S101-0814
9/16	7/16	-0907	S90-0907		S101-0907
9/16	1/2	-0908	S90-0908		
9/16	9/16	-0909	S90-0909	S107-0909	S101-0909
9/16	3/4	-0912	S90-0912		S101-0912
9/16	7/8	-0914	S90-0914		S101-0914
9/16	1.1/16	-0917	S90-0917		
3/4	7/16	-1207	S90-1207		
3/4	9/16	-1209	S90-1209		S101-1209
3/4	3/4	-1212	S90-1212	S107-1212	S101-1212
3/4	7/8	-1214	S90-1214		S101-1214
3/4	1.1/16	-1217	S90-1217		S101-1217
3/4	1.5/16	-1221	S90-1221		
7/8	3/4	-1412	S90-1412	S107-1412	S101-1412
7/8	7/8	-1414	S90-1414	S107-1414	S101-1414
7/8	1.1/16	-1417	S90-1417		S101-1417
7/8	1.5/16	-1421	S90-1421		S101-1421
1.1/16	3/4	-1712	S90-1712		S101-1712
1.1/16	7/8	-1714	S90-1714	S107-1714	S101-1714
1.1/16	1.1/16	-1717	S90-1717	S107-1717	S101-1717
1.1/16	1.3/16	-1719	S90-1719		
1.1/16	1.5/16	-1721	S90-1721		S101-1721
1.1/16	1.5/8	-1726	S90-1726		
1.3/16	1.1/16	-1917	S90-1917		
1.3/16	1.3/16	-1919	S90-1919		
1.3/16	1.5/16	-1921	S90-1921		
1.5/16	3/4	-2112	S90-2112		
1.5/16	7/8	-2114	S90-2114		S101-2114
1.5/16	1.1/16	-2117	S90-2117		S101-2117
1.5/16	1.3/16	-2119	S90-2119		
1.5/16	1.5/16	-2121	S90-2121	S107-2121	S101-2121
1.5/16	1.5/8	-2126	S90-2126		
1.5/8	1.1/16	-2617	S90-2617		
1.5/8	1.5/16	-2621	S90-2621		
1.5/8	1.5/8	-2626	S90-2626		S101-2626
1.5/8	1.7/8	-2630	S90-2630		
1.7/8	1.7/8	-3030	S90-3030		S101-3030

JIC/UNO **S88** **S91** **S86**

45° ELBOW
90° ELBOW
O RING SUPPLIED



THREAD		DASH SIZE	JIC MALE UN O RING MALE 45° ELBOW	JIC MALE UN O RING MALE 90° ELBOW	JIC FEMALE SWIVEL UN O RING MALE 90° ELBOW
A	B		PART NO	PART NO	PART NO
7/16	7/16	-0707	S88-0707	S91-0707	
7/16	1/2	-0708		S91-0708	
7/16	9/16	-0709		S91-0709	
1/2	1/2	-0808		S91-0808	
9/16	7/16	-0907		S91-0907	
9/16	1/2	-0908		S91-0908	
9/16	9/16	-0909	S88-0909	S91-0909	S86-0909
9/16	3/4	-0912	S88-0912	S91-0912	
9/16	7/8	-0914		S91-0914	
9/16	1.1/16	-0917		S91-0917	
3/4	9/16	-1209		S91-1209	
3/4	3/4	-1212	S88-1212	S91-1212	S86-1212
3/4	7/8	-1214	S88-1214	S91-1214	
3/4	1.1/16	-1217		S91-1217	
3/4	1.5/16	-1221		S91-1221	
7/8	3/4	-1412	S88-1412	S91-1412	S86-1412
7/8	7/8	-1414	S88-1414	S91-1414	S86-1414
7/8	1.1/16	-1417		S91-1417	
1.1/16	3/4	-1712	S88-1712	S91-1712	
1.1/16	7/8	-1714		S91-1714	
1.1/16	1.1/16	-1717	S88-1717	S91-1717	S86-1717
1.1/16	1.3/16	-1719		S91-1719	
1.1/16	1.5/16	-1721		S91-1721	
1.3/16	1.1/16	-1917		S91-1917	
1.3/16	1.3/16	-1919	S88-1919	S91-1919	
1.3/16	1.5/16	-1921		S91-1921	
1.5/16	1.1/16	-2117	S88-2117	S91-2117	
1.5/16	1.3/16	-2119	S88-2119		
1.5/16	1.5/16	-2121	S88-2121	S91-2121	
1.5/16	1.5/8	-2126	S88-2126	S91-2126	
1.5/8	1.5/16	-2621	S88-2621	S91-2621	
1.5/8	1.5/8	-2626	S88-2626	S91-2626	

INTRODUCTION

HOSE

COUPLINGS

ADAPTORS

ACCESSORIES

FILTERS

TECHNICAL

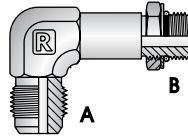
ADAPTORS

JIC ADAPTORS & JOINER

JIC/UNO

S12

**EXTENDED
90° ELBOW
O RING SUPPLIED**

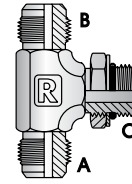


THREAD		DASH SIZE	JIC MALE UN O RING MALE EXTENDED 90° ELBOW
A	B		
inch	inch		PART NO
9/16	9/16	-0909	S12-0909
9/16	7/8	-0914	S12-0914
3/4	3/4	-1212	S12-1212
3/4	7/8	-1214	S12-1214
7/8	7/8	-1414	S12-1414
7/8	1.1/16	-1417	S12-1417
1.1/16	7/8	-1714	S12-1714
1.1/16	1.1/16	-1717	S12-1717
1.5/16	1.5/16	-2121	S12-2121

JIC/UNO

S92

**TEE
O RING SUPPLIED**

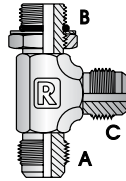


THREAD			DASH SIZE	JIC MALE JIC MALE UN O RING MALE
A	B	C		
inch	inch	inch		PART NO
7/16	7/16	7/16	-070707	S92-070707
1/2	1/2	1/2	-080808	S92-080808
9/16	9/16	7/16	-090907	S92-090907
9/16	9/16	9/16	-090909	S92-090909
9/16	9/16	3/4	-090912	S92-090912
3/4	9/16	3/4	-120912	S92-120912
3/4	3/4	9/16	-121209	S92-121209
3/4	3/4	3/4	-121212	S92-121212
3/4	3/4	7/8	-121214	S92-121214
7/8	3/4	3/4	-141212	S92-141212
7/8	7/8	7/8	-141414	S92-141414
1.1/16	1.1/16	1.1/16	-171717	S92-171717
1.5/16	1.1/16	1.5/16	-211721	S92-211721
1.5/16	1.5/16	1.1/16	-212117	S92-212117
1.5/16	1.5/16	1.5/16	-212121	S92-212121

JIC/UNO

S87

**TEE
O RING SUPPLIED**



THREAD			DASH SIZE	JIC MALE UN O RING MALE JIC MALE
A	B	C		
inch	inch	inch		PART NO
7/16	7/16	7/16	-070707	S87-070707
7/16	7/8	9/16	-071409	S87-071409
9/16	9/16	9/16	-090909	S87-090909
9/16	3/4	3/4	-091212	S87-091212
3/4	3/4	3/4	-121212	S87-121212
3/4	3/4	7/8	-121214	S87-121214
3/4	7/8	3/4	-121412	S87-121412
7/8	3/4	7/8	-141214	S87-141214
7/8	7/8	3/4	-141412	S87-141412
7/8	7/8	7/8	-141414	S87-141414
7/8	1.1/16	7/8	-141714	S87-141714
7/8	1.1/16	1.1/16	-141717	S87-141717
1.1/16	7/8	1.1/16	-171417	S87-171417
1.1/16	1.1/16	9/16	-171709	S87-171709
1.1/16	1.1/16	3/4	-171712	S87-171712
1.1/16	1.1/16	7/8	-171714	S87-171714
1.1/16	1.1/16	1.1/16	-171717	S87-171717
1.5/16	1.5/16	1.1/16	-212117	S87-212117
1.5/16	1.5/16	1.5/16	-212121	S87-212121

JOINER

S112

TUBE WELD



TUBE OD	DASH SIZE	JOINER TUBE WELD
inch		PART NO
3/4	-1212	S112-1212
1	-1616	S112-1616
1.1/4	-2020	S112-2020
1.1/2	-2424	S112-2424
2	-3232	S112-3232

METRIC M73

**PLUG
REQUIRES BONDED
SEAL (P/N MB)**



THREAD A	METRIC PLUG
mm	PART NO
12x1,5	M73-1215
14x1,5	M73-1415
16x1,5	M73-1615
18x1,5	M73-1815
20x1,5	M73-2015
22x1,5	M73-2215
24x1,5	M73-2415
26x1,5	M73-2615
27x2,0	M73-2720
28x1,5	M73-2815
30x2,0	M73-3020
33x2,0	M73-3320
36x2,0	M73-3620
42x2,0	M73-4220
52x2,0	M73-5220

METRIC MBD

**METAL BONDED SEAL
WITH CENTRALISING LIP**

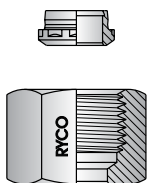


THREAD	DASH SIZE	METRIC METAL BONDED SEAL WITH CENTRALISING LIP	
mm		PART NO	PACK QTY
10	-10	MBD-10	10
12	-12	MBD-12	10
14	-14	MBD-14	10
16	-16	MBD-16	10
18	-18	MBD-18	10
20	-20	MBD-20	10
22	-22	MBD-22	5
24	-24	MBD-24	5
26	-26	MBD-26	5
30	-30	MBD-30	5
28	-28	MBD-28	5
30	-30	MBD-30	5
33	-33	MBD-33	5
36	-36	MBD-36	5
42	-42	MBD-42	5
48	-48	MBD-48	5

Note: Bonded Seals are sold only in packs of 5 or 10. Part Number Series for individual seal is MB. Example: Order Part No MB-12 for individual seal. (D is removed from MBD).

METRIC M6L

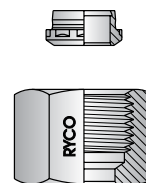
**DLK LIGHT SERIES
NUT AND OLIVE
(CUTTING RING)**



THREAD	TUBE OD	DASH SIZE	DKL NUT AND OLIVE
mm	mm		PART NO
12x1,5	6	-06	M6L-06
14x1,5	8	-08	M6L-08
16x1,5	10	-10	M6L-10
18x1,5	12	-12	M6L-12
22x1,5	15	-15	M6L-15
26x1,5	18	-18	M6L-18
30x2,0	22	-22	M6L-22
36x2,0	28	-28	M6L-28

METRIC M6S

**DKS HEAVY SERIES
NUT AND OLIVE
(CUTTING RING)**



THREAD	TUBE OD	DASH SIZE	DKS NUT AND OLIVE
mm	mm		PART NO
14x1,5	6	-06	M6S-06
16x1,5	8	-08	M6S-08
18x1,5	10	-10	M6S-10
20x1,5	12	-12	M6S-12
22x1,5	14	-14	M6S-14
24x1,5	16	-16	M6S-16
30x2,0	20	-20	M6S-20
36x2,0	25	-25	M6S-25
42x2,0	30	-30	M6S-30
52x2,0	38	-38	M6S-38

ADAPTORS

METRIC ADAPTORS

METRIC/BSPP O RING

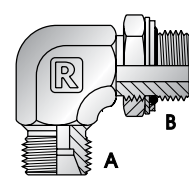
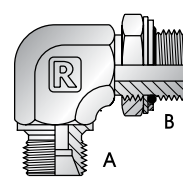
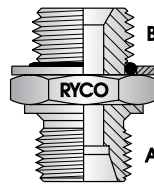
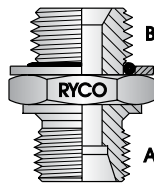
M75L

M75S

M77L

M77S

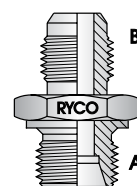
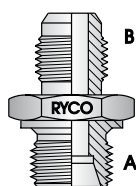
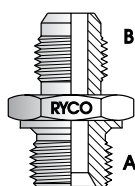
STRAIGHT
90° ELBOW
BSPP O RING AND
RETAINING RING SUPPLIED
METRIC END REQUIRES
BONDED SEAL (P/N MB)
IF USED IN A PORT



THREAD		DASH SIZE	DKL MALE 24° CONE BSPP O RING MALE		DKS MALE 24° CONE BSPP O RING MALE		DKL MALE 24° CONE BSPP O RING MALE 90° ELBOW		DKS MALE 24° CONE BSPP O RING MALE 90° ELBOW	
A	B		PART NO	TUBE OD mm	PART NO	TUBE OD mm	PART NO	TUBE OD mm	PART NO	TUBE OD mm
14x1,5	1/4	-1404	M75L-1404	8						
16x1,5	1/4	-1604			M75S-1604	8				
18x1,5	1/8	-1802			M75S-1802	10				
18x1,5	1/4	-1804			M75S-1804	10	M77L-1804	12	M77S-1804	10
18x1,5	3/8	-1806			M75S-1806	10	M77L-1806	12		
18x1,5	1/2	-1808	M75L-1808	12			M77L-1808	12		
20x1,5	3/8	-2006			M75S-2006	12				
22x1,5	1/2	-2208			M75S-2208	14				
22x1,5	3/4	-2212	M75L-2212	15						
24x1,5	3/8	-2406			M75S-2406	16				
24x1,5	1/2	-2408			M75S-2408	16			M77S-2408	16
30x2,0	1/2	-3008							M77S-3008	20
30x2,0	3/4	-3012			M75S-3012	20				
36x2,0	3/4	-3612			M75S-3612	25			M77S-3612	25
36x2,0	1	-3616			M75S-3616	25				
42x2,0	3/4	-4212							M77S-4212	30
42x2,0	1.1/4	-4220			M75S-4220	30				
52x2,0	1.1/2	-5224			M75S-5224	38				

METRIC/JIC	M7	M7L	M7S
------------	----	-----	-----

STRAIGHT
METRIC END REQUIRES
BONDED SEAL (P/N MB)
IF USED IN A PORT



THREAD		DASH SIZE	METRIC MALE	DKL MALE 24° CONE	DKS MALE 24° CONE		
A	B		JIC MALE	JIC MALE	JIC MALE	JIC MALE	
inch	inch		PART NO	PART NO	TUBE OD mm	PART NO	TUBE OD mm
12x1,5	7/16	-1207		M7L-1207	6		
12x1,5	9/16	-1209		M7L-1209	6		
14x1,5	9/16	-1409		M7L-1409	8		
14x1,5	3/4	-1412		M7L-1412	8		
16x1,5	7/16	-1607	M7-1607	M7L-1607	10		
16x1,5	9/16	-1609	M7-1609				
16x1,5	3/4	-1612	M7-1612				
16x1,5	7/8	-1614	M7-1614				
18x1,5	9/16	-1809				M7S-1809	10
18x1,5	9/16	-1809	M7-1809	M7L-1809	12		
18x1,5	3/4	-1812	M7-1812	M7L-1812	12		
18x1,5	7/8	-1814	M7-1814				
20x1,5	3/4	-2012	M7-2012				
20x1,5	7/8	-2014	M7-2014				
20x1,5	1.1/16	-2017	M7-2017				
22x1,5	3/4	-2212		M7L-2212	15		
22x1,5	7/8	-2214		M7L-2214	15		
22x1,5	1.1/16	-2217	M7-2217				
24x1,5	3/4	-2412				M7S-2412	16
24x1,5	1.1/16	-2417				M7S-2417	16
26x1,5	1.1/16	-2617	M7-2617				
26x1,5	1.5/16	-2621	M7-2621				
27x2,0	1.1/16	-2717	M7-2717				
27x2,0	1.5/16	-2721	M7-2721				
28x1,5	1.1/16	-2817	M7-2817				
28x1,5	1.5/16	-2821	M7-2821				
30x2,0	7/8	-3014				M7S-3014	20
33x2,0	1.1/16	-3317	M7-3317				
33x2,0	1.5/16	-3321	M7-3321				
33x2,0	1.5/8	-3326	M7-3326				
36x2,0	1.1/16	-3617				M7S-3617	25
42x2,0	1.5/16	-4221	M7-4221			M7S-4221	30
42x2,0	1.5/8	-4226	M7-4226				
42x2,0	1.7/8	-4230	M7-4230				
48x2,0	1.5/8	-4826	M7-4826				
48x2,0	1.7/8	-4830	M7-4830				

INTRODUCTION

HOSE

COUPLINGS

ADAPTORS

ACCESSORIES

FILTERS

TECHNICAL

ADAPTORS

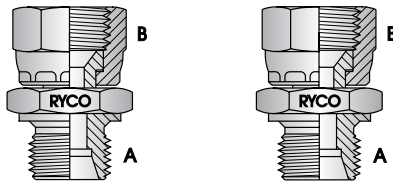
METRIC & ORFS ADAPTORS

METRIC/JIC

M71L

M71S

**STRAIGHT
METRIC END REQUIRES
BONDED SEAL (P/N MB)
IF USED IN A PORT**



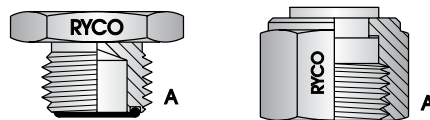
THREAD		DASH SIZE	DKL MALE 24° CONE JIC FEMALE	DKS MALE 24° CONE JIC FEMALE	
A	B				
inch	inch		PART NO	TUBE OD mm	
18x1,5	7/16	-1807		M71S-1807	10
18x1,5	9/16	-1809		M71S-1809	10
18x1,5	9/16	-1809	M71L-1809	12	
24x1,5	3/4	-2412		M71S-2412	16
30x2,0	1.1/16	-3017		M71S-3017	20

ORFS

S111

S113

**PLUG
CAP
O RING INCLUDED**



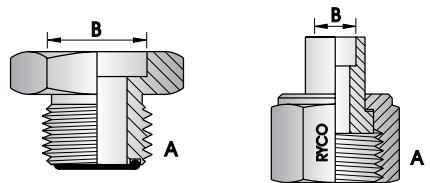
THREAD A	DASH SIZE	ORFS MALE PLUG	ORFS FEMALE CAP
inch		PART NO	PART NO
9/16	-09	S111-09	S113-09
11/16	-11	S111-11	S113-11
13/16	-13	S111-13	S113-13
1	-16	S111-16	S113-16
1.3/16	-19	S111-19	S113-19
1.7/16	-23	S111-23	S113-23
1.11/16	-27	S111-27	S113-27
2	-32	S111-32	S113-32

ORFS

S115

S106

**TUBE WELD
O RING INCLUDED**



THREAD A	TUBE OD B	DASH SIZE	ORFS MALE TUBE WELD	ORFS FEMALE SWIVEL TUBE WELD
inch	inch		PART NO	PART NO
9/16	1/4	-0904	S115-0904	S106-0904
11/16	3/8	-1106	S115-1106	S106-1106
13/16	1/2	-1308	S115-1308	S106-1308
1	5/8	-1610	S115-1610	S106-1610
1.3/16	3/4	-1912	S115-1912	S106-1912
1.7/16	1	-2316	S115-2316	S106-2316
1.11/16	1.1/4	-2720	S115-2720	S106-2720

INTRODUCTION

HOSE

COUPLINGS

ADAPTORS

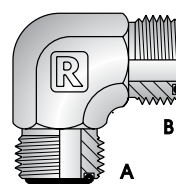
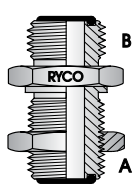
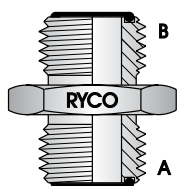
ACCESSORIES

FILTERS

TECHNICAL

ORFS/ORFS **S116** **S141** **S117**

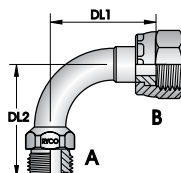
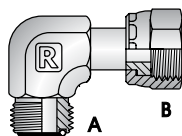
**STRAIGHT
BULKHEAD NIPPLE
90° ELBOW
O RINGS INCLUDED**



THREAD		DASH SIZE	ORFS MALE ORFS MALE	ORFS MALE BULKHEAD ORFS MALE	ORFS MALE ORFS MALE 90° ELBOW
A	B				
inch	inch		PART NO	PART NO	PART NO
9/16	9/16	-0909	S116-0909	S141-0909	S117-0909
11/16	9/16	-1109	S116-1109		
11/16	11/16	-1111	S116-1111	S141-1111	S117-1111
13/16	11/16	-1311	S116-1311		
13/16	13/16	-1313	S116-1313	S141-1313	S117-1313
1	13/16	-1613	S116-1613		
1	1	-1616	S116-1616	S141-1616	S117-1616
1.3/16	9/16	-1909	S116-1909		
1.3/16	13/16	-1913	S116-1913		
1.3/16	1	-1916	S116-1916		
1.3/16	1.3/16	-1919	S116-1919	S141-1919	S117-1919
1.7/16	1.3/16	-2319	S116-2319		
1.7/16	1.7/16	-2323	S116-2323	S141-2323	S117-2323
1.11/16	1.11/16	-2727		S141-2727	

ORFS/ORFS **S118** **S154**

**STRAIGHT
BULKHEAD NIPPLE
90° ELBOW
O RINGS INCLUDED**



THREAD		DASH SIZE	ORFS MALE ORFS FEMALE SWIVEL 90° ELBOW	ORFS MALE ORFS MALE 90° ELBOW	
A	B			PART NO	DL1
inch	inch		PART NO		
9/16	9/16	-0909	S118-0909		
11/16	11/16	-1111	S118-1111		
13/16	13/16	-1313	S118-1313		
1	1	-1616	S118-1616		
1.3/16	1.3/16	-1919	S118-1919		
1.7/16	1.7/16	-2323	S118-2323	S154-2323	84 80

NOTE: Drop Lengths (DL) dimensions are in millimetres.

ADAPTORS

ORFS ADAPTORS

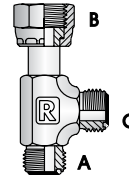
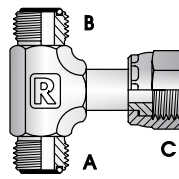
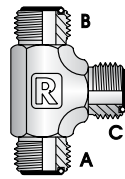
ORFS/ORFS

S119

S120

S121

TEE
O RINGS INCLUDED



THREAD			DASH SIZE	ORFS MALE ORFS MALE ORFS MALE	ORFS MALE ORFS MALE ORFS FEMALE SWIVEL	ORFS MALE ORFS FEMALE SWIVEL ORFS MALE
A	B	C				
inch	inch	inch		PART NO	PART NO	PART NO
9/16	9/16	9/16	-090909	S119-090909	S120-090909	S121-090909
11/16	11/16	11/16	-111111	S119-111111		S121-111111
13/16	13/16	13/16	-131313	S119-131313	S120-131313	S121-131313
1	1	13/16	-161613			S121-161613
1	1	1	-161616	S119-161616	S120-161616	S121-161616
1.3/16	1.3/16	13/16	-191913			S121-191913
1.3/16	1.3/16	1.3/16	-191919	S119-191919	S120-191919	S121-191919
1.7/16	1.7/16	1.7/16	-232323	S119-232323	S120-232323	S121-232323

ORFS/UNO

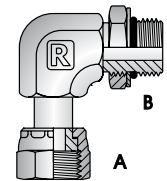
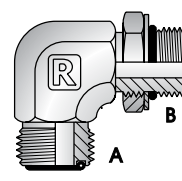
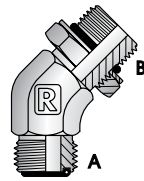
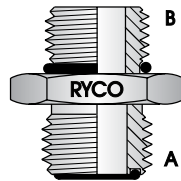
S122

S123

S124

S125

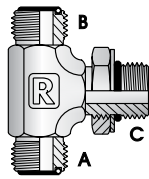
STRAIGHT
45° ELBOW
90° ELBOW
O RINGS INCLUDED



THREAD		DASH SIZE	ORFS MALE UN O RING MALE	ORFS MALE UN O RING MALE 45° ELBOW	ORFS MALE UN O RING MALE 90° ELBOW	ORFS FEMALE SWIVEL UN O RING MALE 90° ELBOW
A	B					
inch	inch		PART NO	PART NO	PART NO	PART NO
9/16	7/16	-0907	S122-0907	S123-0907	S124-0907	S125-0907
9/16	9/16	-0909	S122-0909	S123-0909	S124-0909	
9/16	3/4	-0912	S122-0912			
11/16	7/16	-1107	S122-1107	S123-1107	S124-1107	
11/16	9/16	-1109	S122-1109	S123-1109	S124-1109	S125-1109
13/16	9/16	-1309	S122-1309		S124-1309	
13/16	3/4	-1312	S122-1312	S123-1312	S124-1312	S125-1312
13/16	7/8	-1314	S122-1314			
13/16	1.1/16	-1317	S122-1317			
1	3/4	-1612	S122-1612		S124-1612	
1	7/8	-1614	S122-1614	S123-1614	S124-1614	S125-1614
1	1.1/16	-1617	S122-1617			
1.3/16	7/8	-1914	S122-1914		S124-1914	
1.3/16	1.1/16	-1917	S122-1917	S123-1917	S124-1917	S125-1917
1.3/16	1.5/16	-1921	S122-1921			
1.7/16	1.1/16	-2317	S122-2317			
1.7/16	1.5/16	-2321	S122-2321	S123-2321	S124-2321	S125-2321
1.11/16	1.5/8	-2726	S122-2726			
2	1.5/8	-3226	S122-3226			

ORFS/UNO **S126**

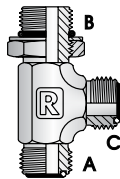
TEE
O RINGS INCLUDED



THREAD			DASH SIZE	ORFS MALE ORFS MALE UN O RING MALE
A	B	C		
inch	inch	inch		PART NO
13/16	13/16	3/4	-131312	S126-131312

ORFS/UNO **S127**

TEE
O RINGS INCLUDED



THREAD			DASH SIZE	ORFS MALE UN O RING MALE ORFS MALE
A	B	C		
inch	inch	inch		PART NO
9/16	7/16	9/16	-090709	S127-090709
11/16	9/16	11/16	-110911	S127-110911
13/16	3/4	13/16	-131213	S127-131213
1	7/8	1	-161416	S127-161416
1.3/16	1.1/16	1.3/16	-191719	S127-191719
1.7/16	1.5/16	1.7/16	-232123	S127-232123
1.11/16	1.5/8	1.11/16	-272627	S127-272627

INTRODUCTION

HOSE

COUPLINGS

ADAPTORS

ACCESSORIES

FILTERS

TECHNICAL

ADAPTORS

SAE ADAPTORS

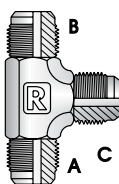
SAE			SA51	SA6
TUBE WELD TUBE NUT & SLEEVE (FLARE TYPE)				
THREAD A	TUBE OD B	DASH SIZE	SAE MALE TUBE WELD	SAE FEMALE NUT AND SLEEVE
inch	inch		PART NO	PART NO
5/8	3/8	-1006	SA51-1006	SA6-1006
1.1/16	3/4	-1712		SA6-1712

SAE/SAE			SA17	SA10	SA23
STRAIGHT BULKHEAD NIPPLE 45° ELBOW					
THREAD		DASH SIZE	SAE MALE SAE MALE	SAE MALE BULKHEAD SAE MALE	SAE MALE SAE FEMALE SWIVEL 45° ELBOW
A	B				
inch	inch		PART NO	PART NO	PART NO
7/16	7/16	-0707	SA17-0707		
1/2	1/2	-0808	SA17-0808	SA10-0808	
5/8	5/8	-1010	SA17-1010		SA23-1010
3/4	3/4	-1212	SA17-1212	SA10-1212	
7/8	7/8	-1414	SA17-1414		
1.1/16	1.1/16	-1717	SA17-1717		

SAE/SAE			SA18	SA15
90° ELBOW				
THREAD		DASH SIZE	SAE MALE SAE MALE 90° ELBOW	SAE MALE SAE FEMALE SWIVEL 90° ELBOW
A	B			
inch	inch		PART NO	PART NO
5/8	5/8	-1010	SA18-1010	SA15-1010
3/4	3/4	-1212		SA15-1212
7/8	7/8	-1414		SA15-1414
1.1/16	1.1/16	-1717		SA15-1717

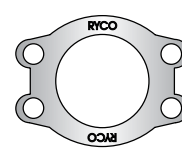
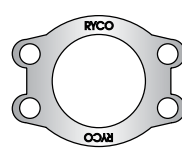
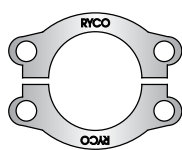
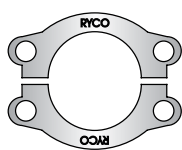
SAE/SAE SA19

TEE



THREAD			DASH SIZE	SAE MALE SAE MALE SAE MALE
A	B	C		
inch	inch	inch		PART NO
5/8	5/8	5/8	-101010	SA19-101010

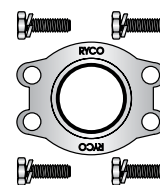
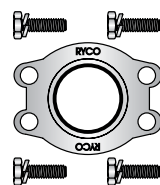
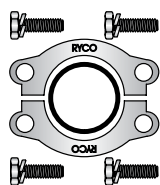
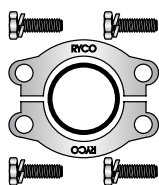
SAE FLANGE CLAMPS S40 S42 S140 S142



NOMINAL FLANGE	DASH SIZE	SPLIT FLANGE CLAMPS CODE 61 SUPPLIED IN PAIRS	SPLIT FLANGE CLAMPS CODE 62 SUPPLIED IN PAIRS	SOLID FLANGE CLAMP CODE 61	SOLID FLANGE CLAMP CODE 62
inch		PART NO	PART NO	PART NO	PART NO
1/2	-08	S40-08	S42-08	S140-08	S142-08
3/4	-12	S40-12	S42-12	S140-12	S142-12
1	-16	S40-16	S42-16	S140-16	S142-16
1.1/4	-20	S40-20	S42-20	S140-20	S142-20
1.1/2	-24	S40-24	S42-24	S140-24	S142-24
2	-32	S40-32	S42-32	S140-32	S142-32
2.1/2	-40	S40-40		S140-40	
3	-48	S40-48		S140-48	
4	-64	S40-64		S140-64	

SAE FLANGE CLAMP KITS - UNC BOLTS S40K S42K S140K S142K

WITH O RING
BOLTS &
WASHERS



NOMINAL FLANGE	DASH SIZE	UNC BOLTS SPLIT FLANGE CLAMP KITS CODE 61	UNC BOLTS SPLIT FLANGE CLAMP KITS CODE 62	UNC BOLTS SOLID FLANGE CLAMP KITS CODE 61	UNC BOLTS SOLID FLANGE CLAMP KITS CODE 62
inch		PART NO	PART NO	PART NO	PART NO
1/2	-08	S40K-08	S42K-08	S140K-08	S142K-08
3/4	-12	S40K-12	S42K-12	S140K-12	S142K-12
1	-16	S40K-16	S42K-16	S140K-16	S142K-16
1.1/4	-20	S40K-20	S42K-20	S140K-20	S142K-20
1.1/2	-24	S40K-24	S42K-24	S140K-24	S142K-24
2	-32	S40K-32	S42K-32	S140K-32	S142K-32
2.1/2	-40	S40K-40		S140K-40	

INTRODUCTION

HOSE

COUPLINGS

ADAPTORS

ACCESSORIES

FILTERS

TECHNICAL

ADAPTORS

SAE ADAPTORS

SAE FLANGE CLAMP KITS - METRIC BOLTS

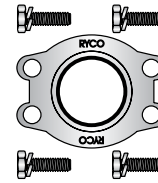
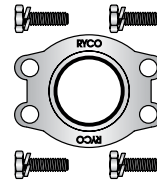
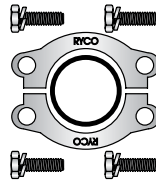
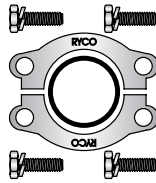
S40M

S42M

S140M

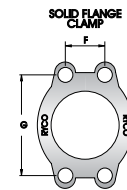
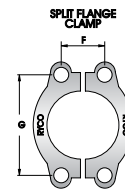
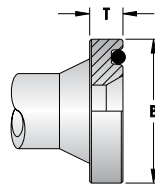
S142M

WITH O RING,
BOLTS &
WASHERS



NOMINAL FLANGE	DASH SIZE	METRIC BOLTS SPLIT FLANGE CLAMP KITS CODE 61	METRIC BOLTS SPLIT FLANGE CLAMP KITS CODE 62	METRIC BOLTS SOLID FLANGE CLAMP KITS CODE 61	METRIC BOLTS SOLID FLANGE CLAMP KITS CODE 62
inch		PART NO	PART NO	PART NO	PART NO
1/2	-08	S40M-08	S42M-08	S140M-08	S142M-08
3/4	-12	S40M-12	S42M-12	S140M-12	S142M-12
1	-16	S40M-16	S42M-16	S140M-16	S142M-16
1.1/4	-20	S40M-20	S42M-20	S140M-20	S142M-20
1.1/2	-24	S40M-24	S42M-24	S140M-24	S142M-24
2	-32	S40M-32	S42M-32	S140M-32	S142M-32
2.1/2	-40	S40M-40		S140M-40	

DIMENSIONS OF SAE FLANGES & FLANGE CLAMPS



NOM. FLANGE	DASH SIZE	BØ		T		F		G		PORT THREAD & BOLT LENGTH			
		mm	inch	mm	inch	mm	inch	mm	inch	UNC	inch	METRIC	mm
CODE 61													
1/2	-08	30,2	1.19	6,73	0.265	17,5	0.69	38,1	1.50	5/16 - 18	1.1/4	M8 x 1,25	35
*5/8	-10	34,0	1.34	6,73	0.265	19,8	0.78	42,9	1.69	5/16 - 18		M8 x 1,25	
3/4	-12	38,1	1.50	6,73	0.265	22,2	0.88	47,6	1.88	3/8 - 16	1.1/4	M10 x 1,5	35
1	-16	44,5	1.75	8,00	0.315	26,2	1.03	52,4	2.06	3/8 - 16	1.1/4	M10 x 1,5	35
1.1/4	-20	50,8	2.00	8,00	0.315	30,2	1.19	58,7	2.31	7/16 - 14	1.1/2	M10 x 1,5	40
1.1/2	-24	60,3	2.38	8,00	0.315	35,7	1.41	69,8	2.75	1/2 - 13	1.1/2	M12 x 1,75	45
2	-32	71,4	2.81	9,53	0.375	42,9	1.69	77,8	3.06	1/2 - 13	1.1/2	M12 x 1,75	45
2.1/2	-40	84,1	3.31	9,53	0.375	50,8	2.00	88,9	3.50	1/2 - 13	1.3/4	M12 x 1,75	45
3	-48	101,6	4.00	9,53	0.375	61,9	2.44	106,4	4.19	5/8 - 11	1.3/4	M16 x 2,0	45
CODE 62													
1/2	-08	31,7	1.25	7,75	0.305	18,2	0.72	40,5	1.59	5/16 - 18	1.1/4	M8 x 1,25	35
3/4	-12	41,3	1.63	8,76	0.345	23,8	0.94	50,8	2.00	3/8 - 16	1.1/2	M10 x 1,5	40
1	-16	47,6	1.88	9,53	0.375	27,8	1.09	57,2	2.25	7/16 - 14	1.3/4	M12 x 1,75	45
1.1/4	-20	54,0	2.12	10,29	0.405	31,8	1.25	66,7	2.63	1/2 - 13	1.3/4	M14 x 2,0	45
1.1/2	-24	63,5	2.50	12,57	0.495	36,5	1.44	79,4	3.13	5/8 - 11	2.1/4	M16 x 2,0	60
2	-32	79,4	3.13	12,57	0.495	44,5	1.75	96,8	3.81	3/4 - 10	2.3/4	M20x 2,5	70

*NOTE: 5/8 is used by Komatsu.

INTRODUCTION

HOSE

COUPLINGS

ADAPTORS

ACCESSORIES

FILTERS

TECHNICAL

SAE FLANGE **S979** **S980**

BLANK PLUG
O RING NOT SUPPLIED

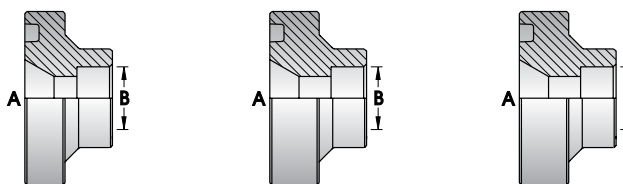


NOMINAL FLANGE	DASH SIZE	BLANK PLUG CODE 61	BLANK PLUG CODE 62
inch		PART NO	PART NO
1/2	-08	S979-08	S980-08
3/4	-12	S979-12	S980-12
1	-16	S979-16	S980-16
1.1/4	-20	S979-20	S980-20
1.1/2	-24	S979-24	S980-24
2	-32	S979-32	S980-32
2.1/2	40	S979-40	

NOTE: Flat Face side will seal against O Ring port. O Ring side will seal against Flat Face port.
O Ring not supplied.
FLANGE OD can be found on page 346, **CLAMPS** can be found on page 345.

SAE FLANGE **S981** **S982** **S982C**

TUBE WELD
O RING NOT SUPPLIED
***(5/8 KOMATSU)**



NOM. FLANGE A	TUBE OD B	DASH SIZE	CODE 61 O RING FACE SOCKET WELD	CODE 62 O RING FACE SOCKET WELD	RYCO CODE 62C O RING FACE SOCKET WELD
inch	inch		PART NO	PART NO	PART NO
1/2	5/8	-0810	S981-0810		
*5/8	5/8	-1010	S981-1010		
3/4	5/8	-1210	S981-1210		
3/4	3/4	-1212	S981-1212	S982-1212	S982C-1212
3/4	1	-1216		S982-1216	
1	3/4	-1612	S981-1612	S982-1612	S982C-1612
1	1	-1616	S981-1616	S982-1616	S982C-1616
1	1.1/4	-1620	S981-1620		
1.1/4	1	-2016	S981-2016	S982-2016	S982C-2016
1.1/4	1.1/4	-2020	S981-2020	S982-2020	S982C-2020
1.1/4	1.1/2	-2024	S981-2024		
1.1/2	1.1/4	-2420	S981-2420	S982-2420	S982C-2420
1.1/2	1.1/2	-2424	S981-2424	S982-2424	S982C-2424
2	1.1/4	-3220	S981-3220		
2	1.1/2	-3224	S981-3224	S982-3224	
2	2	-3232	S981-3232	S982-3232	
2.1/2	2	-4032	S981-4032		
2.1/2	2.1/2	-4040	S981-4040		

NOTE: **FLANGE OD** can be found on page 346, **CLAMPS** can be found on page 345.

ADAPTORS

SAE ADAPTORS

SAE FLANGE/JIC

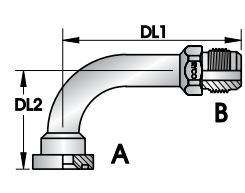
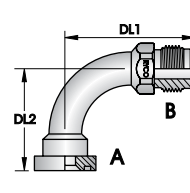
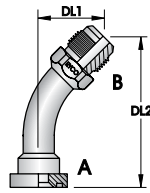
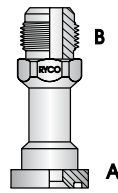
S1

S3

S2

S2L

CODE 61
O RING NOT SUPPLIED



NOM. FLANGE A	THREAD B	DASH SIZE	CODE 61 FLANGE JIC MALE	CODE 61 FLANGE JIC MALE 45° TUBE BEND	CODE 61 FLANGE JIC MALE 90° TUBE BEND	CODE 61 FLANGE JIC MALE 90° LONG BEND
inch	inch		PART NO	PART NO DL1 DL2	PART NO DL1 DL2	PART NO DL1 DL2
1/2	3/4	-0812	S1-0812	S3-0812 32 61	S2-0812 58 41	
1/2	7/8	-0814			S2-0814 68 46	
3/4	3/4	-1212	S1-1212		S2-1212 57 46	
3/4	7/8	-1214	S1-1214	S3-1214 38 71	S2-1214 66 50	
3/4	1.1/16	-1217	S1-1217	S3-1217 41 82	S2-1217 75 56	
1	1.1/16	-1617	S1-1617	S3-1617 46 85	S2-1617 78 61	
1	1.5/16	-1621	S1-1621	S3-1621 46 94	S2-1621 88 66	S2L-1621 116 66
1.1/4	1.1/16	-2017			S2-2017 77 62	
1.1/4	1.5/16	-2021	S1-2021	S3-2021 48 96	S2-2021 89 69	
1.1/4	1.5/8	-2026	S1-2026	S3-2026 53 110	S2-2026 104 81	
1.1/2	1.5/16	-2421	S1-2421		S2-2421 87 74	
1.1/2	1.5/8	-2426	S1-2426	S3-2426 55 113	S2-2426 100 86	
1.1/2	1.7/8	-2430	S1-2430	S3-2430 67 125	S2-2430 127 93	
2	1.5/8	-3226			S2-3226 106 88	
2	1.7/8	-3230	S1-3220			
2	2.1/2	-3240			S2-3240 152 125	

NOTE: Drop Lengths (DL) dimensions are in millimetres.
FLANGE OD can be found on page 346, CLAMPS can be found on page 345.

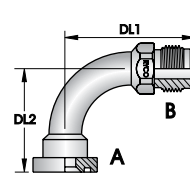
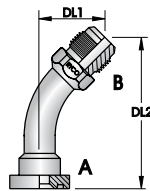
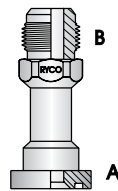
SAE FLANGE/JIC

S1H

S3H

S2H

CODE 62
O RING NOT SUPPLIED



NOM. FLANGE A	THREAD B	DASH SIZE	CODE 62 FLANGE JIC MALE	CODE 62 FLANGE JIC MALE 45° TUBE BEND	CODE 62 FLANGE JIC MALE 90° TUBE BEND
inch	inch		PART NO	PART NO DL1 DL2	PART NO DL1 DL2
3/4	7/8	-1214			S2H-1214 66 52
3/4	1.1/16	-1217	S1H-1217	S3H-1217 48 82	S2H-1217 79 55
3/4	1.5/16	-1221			S2H-1221 83 55
1	1.1/16	-1617	S1H-1617		S2H-1617 78 60
1	1.5/16	-1621	S1H-1621	S3H-1621 50 95	S2H-1621 87 69
1.1/4	1.1/16	-2017			S2H-2017 76 66
1.1/4	1.5/16	-2021	S1H-2021		
1.1/4	1.5/8	-2026			S2H-2026 105 79
1.1/2	1.5/16	-2421	S1H-2421		S2H-2421 77 90
1.1/2	1.5/8	-2426	S1H-2426		S2H-2426 102 88
2	2.1/2	-3240			S2H-3240 149 131

NOTE: Drop Lengths (DL) dimensions are in millimetres.
FLANGE OD can be found on page 346, CLAMPS can be found on page 345.

SAE ADAPTORS & SAE FLANGE BLOCKS

INTRODUCTION

HOSE

COUPLINGS

ADAPTORS

ACCESSORIES

FILTERS

TECHNICAL

SAE FLANGE/ORFS

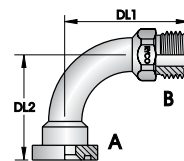
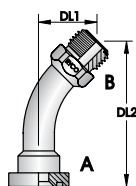
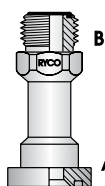
SAE FLANGE/ORFS

S147H

S146H

S143H

**CODE 62
SAE FLANGE
O RING NOT SUPPLIED**



NOM. FLANGE A	THREAD B	DASH SIZE	CODE 62 FLANGE ORFS MALE	CODE 62 FLANGE ORFS MALE 45° TUBE BEND	CODE 62 FLANGE ORFS MALE 90° TUBE BEND
inch	inch		PART NO	PART NO	PART NO
1	1.7/16	-1623	S147H-1623	S146H-1623	S143H-1623
1.1/2	2	-2432			S143H-2432

NOTE: Drop Lengths (DL) dimensions are in millimetres.
FLANGE OD can be found on page 346, **CLAMPS** can be found on page 345.

ADAPTORS - SAE FLANGE BLOCKS

RYCO SAE Flange Blocks shown on pages 350 to 353 incorporate the SAE Flange Head and the SAE Flange Clamp into a single forged carbon steel unit.

RYCO SAE Flange Blocks with O Ring groove have unthreaded bolt holes.


RYCO Flat Flange blocks **S940F, S941F, S970F, S971F, S976F, S977F, S951F** and **S952F** have UNC threaded bolt holes for use with **FK61** and **FK62** Fastening Kits. (NOTE suffix "F" means Flat Face with UNC threaded bolt holes).

RYCO Flat Flange blocks **S940FM, S941FM, S970FM, S971FM, S951FM** and **S952FM** have METRIC threaded bolt holes for use with **FK61M** and **FK62M** Fastening Kits. (NOTE suffix "FM" means Flat Face with METRIC threaded bolt holes).

FOR DIMENSIONS OF SAE FLANGE BLOCKS, SEE PAGE 532.

Due to restricted clearance on the neck of Socket Weld and BSPP Female Flange Blocks, Hex Head Bolts cannot be used. **FK61, FK61M, FK62** and **FK62M** Fastening Kits, which include Socket Head Cap Bolts and special Square Section Spring Washers, must be used.

Blind, Butt Weld, BSPP Male and JIC Male Flange Blocks may be used with Hex Head Bolts and standard Spring Washers if preferred.



SAE FLANGE BLOCKS

SAE FLANGE BLOCKS





FK61

FK62

FK61M

FK62M

**FASTENING KITS
WITH O RING,
SOCKET HEAD
CAP BOLTS
& WASHERS**



NOM. FLANGE SIZE	DASH SIZE	SUITS SAE FLANGE BLOCKS CODE 61, UNC BOLTS	SUITS SAE FLANGE BLOCKS CODE 62, UNC BOLTS	SUITS SAE FLANGE BLOCKS CODE 61, METRIC BOLTS	SUITS SAE FLANGE BLOCKS CODE 62, METRIC BOLTS
inch		PART NO	PART NO	PART NO	PART NO
1/2	-08	FK61-08	FK62-08	FK61M-08	FK62M-08
3/4	-12	FK61-12	FK62-12	FK61M-12	FK62M-12
1	-16	FK61-16	FK62-16	FK61M-16	FK62M-16
1.1/4	-20	FK61-20	FK62-20	FK61M-20	FK62M-20
1.1/2	-24	FK61-24	FK62-24	FK61M-24	FK62M-24
2	-32	FK61-32	FK62-32	FK61M-32	FK62M-32

ADAPTORS

SAE FLANGE BLOCKS

SAE FLANGE BLOCKS

S967

S968

**BLIND BLANKING
FLANGE
O RING & BOLTS
NOT SUPPLIED**



NOM. FLANGE SIZE	DASH SIZE	CODE 61 FLANGE BLIND	CODE 62 FLANGE BLIND
inch		PART NO	PART NO
1/2	-08	S967-08	S968-08
3/4	-12	S967-12	S968-12
1	-16	S967-16	S968-16
1.1/4	-20	S967-20	S968-20
1.1/2	-24	S967-24	S968-24
2	-32	S967-32	S968-32

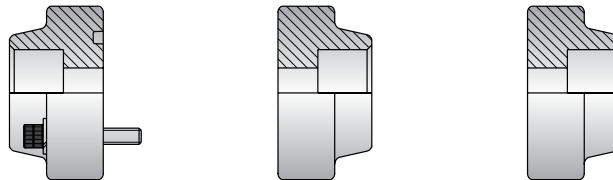
SAE FLANGE BLOCKS

S940

S940F

S940FM

**CODE 61
SOCKET WELD
TO SUIT IMPERIAL TUBE
O RING & BOLTS NOT
SUPPLIED**



NOM. FLANGE SIZE	NOM. TUBE SIZE	DASH SIZE	TO SUIT TUBE OD	CODE 61 FLANGE SOCKET WELD TUBE	CODE 61 FLANGE FLAT SOCKET WELD TUBE UNC BOLT HOLES	CODE 61 FLANGE FLAT SOCKET WELD TUBE METRIC BOLT HOLES
inch	inch		mm	PART NO	PART NO	PART NO
1/2	1/2	-0808	12,7	S940-0808	S940F-0808	S940FM-0808
3/4	3/4	-1212	19,1	S940-1212	S940F-1212	S940FM-1212
1	1	-1616	25,4	S940-1616	S940F-1616	S940FM-1616
1.1/4	1.1/4	-2020	31,8	S940-2020	S940F-2020	S940FM-2020
1.1/2	1.1/2	-2424	38,1	S940-2424	S940F-2424	S940FM-2424
2	2	-3232	50,8	S940-3232	S940F-3232	S940FM-3232

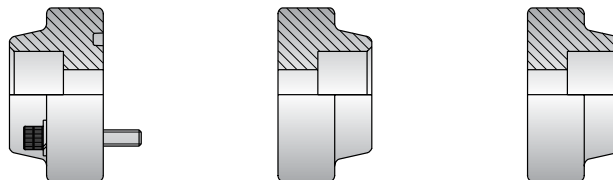
SAE FLANGE BLOCKS

S941

S941F

S941FM

**CODE 62
SOCKET WELD
TO SUIT IMPERIAL TUBE
O RING & BOLTS NOT
SUPPLIED**



NOM. FLANGE SIZE	NOM. TUBE SIZE	DASH SIZE	TO SUIT TUBE OD	CODE 62 FLANGE SOCKET WELD TUBE	CODE 62 FLANGE FLAT SOCKET WELD TUBE UNC BOLT HOLES	CODE 62 FLANGE FLAT SOCKET WELD TUBE METRIC BOLT HOLES
inch	inch		mm	PART NO	PART NO	PART NO
3/4	3/4	-1212	19,1	S941-1212	S941F-1212	S941FM-1212
1	1	-1616	25,4	S941-1616	S941F-1616	S941FM-1616
1.1/4	1.1/4	-2020	31,8	S941-2020	S941F-2020	S941FM-2020
1.1/2	1.1/2	-2424	38,1	S941-2424	S941F-2424	S941FM-2424
2	2	-3232	50,8	S941-3232	S941F-3232	S941FM-3232

NOTE: Bolts are shown for illustration purposes only. Bolts and O Ring are not included. See page 349 for Fastening Kits.

INTRODUCTION

HOSE

COUPLINGS

ADAPTORS

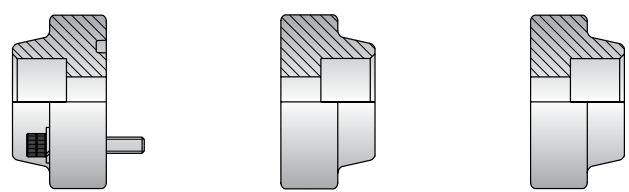
ACCESSORIES

FILTERS

TECHNICAL

SAE FLANGE BLOCKS **S970** **S970F** **S970FM**

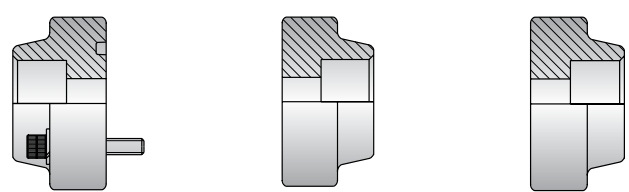
**CODE 61
SOCKET WELD
TO SUIT IMPERIAL PIPE
O RING & BOLTS NOT
SUPPLIED**



NOM. FLANGE SIZE	NOM. PIPE SIZE	DASH SIZE	TO SUIT PIPE OD	CODE 61 FLANGE SOCKET WELD PIPE	CODE 61 FLANGE FLAT SOCKET WELD PIPE UNC BOLT HOLES	CODE 61 FLANGE FLAT SOCKET WELD PIPE METRIC BOLT HOLES
inch	inch		mm	PART NO	PART NO	PART NO
1/2	1/2	-0808	21,3	S970-0808	S970F-0808	S970FM-0808
3/4	3/4	-1212	26,7	S970-1212	S970F-1212	S970FM-1212
1	1	-1616	33,4	S970-1616	S970F-1616	S970FM-1616
1.1/4	1.1/4	-2020	42,2	S970-2020	S970F-2020	S970FM-2020
1.1/2	1.1/2	-2424	48,3	S970-2424	S970F-2424	S970FM-2424
2	2	-3232	60,3	S970-3232	S970F-3232	S970FM-3232

SAE FLANGE BLOCKS **S971** **S971F** **S971FM**

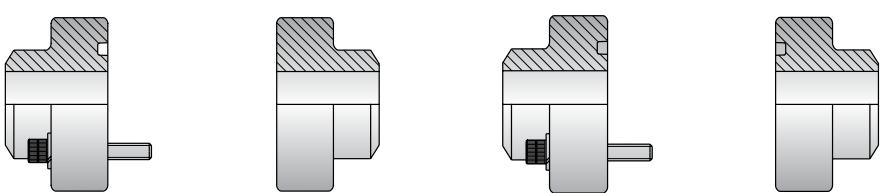
**CODE 62
SOCKET WELD
TO SUIT IMPERIAL PIPE
O RING & BOLTS NOT
SUPPLIED**



NOM. FLANGE SIZE	NOM. PIPE SIZE	DASH SIZE	TO SUIT PIPE OD	CODE 62 FLANGE SOCKET WELD PIPE	CODE 62 FLANGE FLAT SOCKET WELD PIPE UNC BOLT HOLES	CODE 62 FLANGE FLAT SOCKET WELD PIPE METRIC BOLT HOLES
inch	inch		mm	PART NO	PART NO	PART NO
3/4	3/4	-1212	26,7	S971-1212	S971F-1212	S971FM-1212
1	1	-1616	33,4	S971-1616	S971F-1616	S971FM-1616
1.1/4	1.1/4	-2020	42,2	S971-2020	S971F-2020	S971FM-2020
1.1/2	1.1/2	-2424	48,3	S971-2424	S971F-2424	S971FM-2424
2	2	-3232	60,3	S971-3232	S971F-3232	S971FM-3232

SAE FLANGE BLOCKS **S976** **S976F** **S977** **S977F**

**BUTT WELD
TO SUIT IMPERIAL PIPE
O RING & BOLTS NOT
SUPPLIED**



NOM. FLANGE SIZE	NOM. PIPE SIZE	DASH SIZE	TO SUIT PIPE OD	CODE 61 FLANGE BUTT WELD PIPE	CODE 61 FLANGE FLAT BUTT WELD PIPE UNC BOLT HOLES	CODE 62 FLANGE BUTT WELD PIPE	CODE 62 FLANGE FLAT BUTT WELD PIPE UNC BOLT HOLES
inch	inch		mm	PART NO	PART NO	PART NO	PART NO
1/2	1/2	-0808	21,3	S976-0808	S976F-0808	S977-0808	S977F-0808
3/4	3/4	-1212	26,7	S976-1212	S976F-1212	S977-1212	S977F-1212
1	1	-1616	33,4	S976-1616	S976F-1616	S977-1616	S977F-1616
1.1/4	1.1/4	-2020	42,2	S976-2020	S976F-2020	S977-2020	S977F-2020
1.1/2	1.1/2	-2424	48,3	S976-2424	S976F-2424	S977-2424	S977F-2424
2	2	-3232	60,3	S976-3232	S976F-3232	S977-3232	S977F-3232

NOTE: Bolts are shown for illustration purposes only. Bolts and O Ring are not included. See page 349 for Fastening Kits.

ADAPTORS

SAE FLANGE BLOCKS

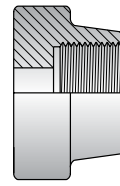
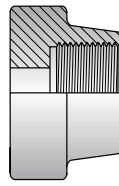
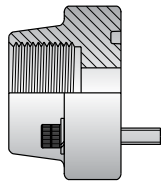
SAE FLANGE BLOCKS

S951

S951F

S951FM

CODE 61
BSPP FEMALE
O RING & BOLTS NOT
SUPPLIED



NOM. FLANGE SIZE	THREAD SIZE	DASH SIZE	CODE 61 FLANGE BSPP FEMALE	CODE 61 FLANGE FLAT BSPP FEMALE UNC BOLT HOLES	CODE 61 FLANGE FLAT BSPP FEMALE METRIC BOLT HOLES
inch	inch		PART NO	PART NO	PART NO
1/2	1/2	-0808	S951-0808	S951F-0808	S951FM-0808
3/4	3/4	-1212	S951-1212	S951F-1212	S951FM-1212
1	1	-1616	S951-1616	S951F-1616	S951FM-1616
1.1/4	1.1/4	-2020	S951-2020	S951F-2020	S951FM-2020
1.1/2	1.1/2	-2424	S951-2424	S951F-2424	S951FM-2424
2	2	-3232	S951-3232	S951F-3232	S951FM-3232

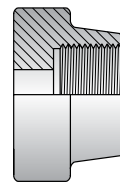
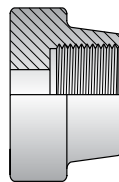
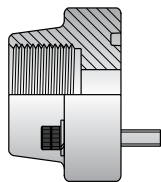
SAE FLANGE BLOCKS

S952

S952F

S952FM

CODE 62
BSPP FEMALE
O RING & BOLTS NOT
SUPPLIED



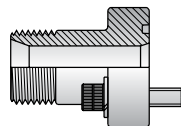
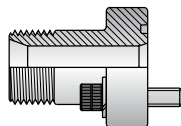
NOM. FLANGE SIZE	THREAD SIZE	DASH SIZE	CODE 62 FLANGE BSPP FEMALE	CODE 62 FLANGE FLAT BSPP FEMALE UNC BOLT HOLES	CODE 62 FLANGE FLAT BSPP FEMALE METRIC BOLT HOLES
inch	inch		PART NO	PART NO	PART NO
3/4	3/4	-1212	S952-1212	S952F-1212	S952FM-1212
1	1	-1616	S952-1616	S952F-1616	S952FM-1616
1.1/4	1.1/4	-2020	S952-2020	S952F-2020	S952FM-2020
1.1/2	1.1/2	-2424	S952-2424	S952F-2424	S952FM-2424
2	2	-3232	S952-3232	S952F-3232	S952FM-3232

SAE FLANGE BLOCKS

S953

S954

BSPP MALE
O RING & BOLTS NOT
SUPPLIED

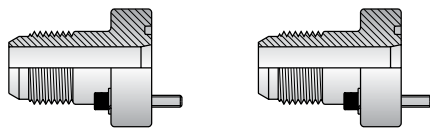


NOM. FLANGE SIZE	THREAD SIZE	DASH SIZE	CODE 61 FLANGE BSPP MALE	CODE 62 FLANGE BSPP MALE
inch	inch		PART NO	PART NO
1/2	1/2	-0808	S953-0808	S954-0808
3/4	3/4	-1212	S953-1212	S954-1212
1	1	-1616	S953-1616	S954-1616
1.1/4	1.1/4	-2020	S953-2020	S954-2020
1.1/2	1.1/2	-2424	S953-2424	S954-2424

NOTE: Bolts are shown for illustration purposes only. Bolts and O Ring are not included. See page 349 for Fastening Kits.

SAE FLANGE BLOCKS **S957** **S958**

**JIC MALE
O RING & BOLTS NOT
SUPPLIED**



NOM. FLANGE SIZE	THREAD SIZE	DASH SIZE	CODE 61 FLANGE JIC MALE	CODE 62 FLANGE JIC MALE
inch	inch		PART NO	PART NO
1/2	3/4	-0812	S957-0812	S958-0812
3/4	1.1/16	-1217	S957-1217	S958-1217
1	1.5/16	-1621	S957-1621	S958-1621
1.1/4	1.5/8	-2026	S957-2026	S958-2026
1.1/2	1.7/8	-2430	S957-2430	S958-2430

INTRODUCTION

HOSE

COUPLINGS

ADAPTORS

ACCESSORIES

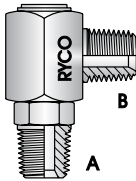
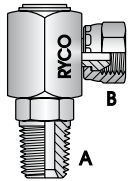
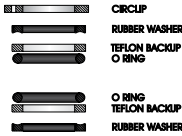
FILTERS

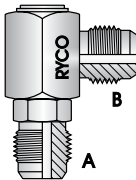
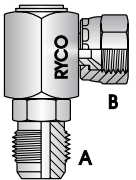
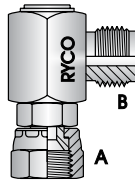
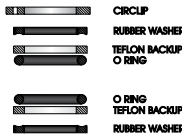
TECHNICAL


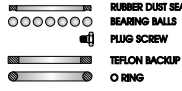
NOTE: Bolts are shown for illustration purposes only. Bolts and O Ring are not included. See page 349 for Fastening Kits.

ADAPTORS

SWIVEL JOINT ADAPTORS

SWIVEL JOINT			S37	S36	SEAL KITS SJK
BSP/BSP 360° ROTATION 10 RPM - NOT CONTINUOUS 3000 PSI MAX					
THREAD		DASH SIZE	BSPT MALE	BSPT MALE	REPLACEMENT SEAL KIT
A	B		BSPT MALE 90° SWIVEL JOINT	BSPP FEMALE SWIVEL 90° SWIVEL JOINTS	
inch	inch		PART NO	PART NO	PART NO
1/2	1/2	-0808	S37-0808	S36-0808	SJK-08
3/4	3/4	-1212	S37-1212	S36-1212	SJK-12

SWIVEL JOINT			S33	S34	S35	SEAL KITS SJK
JIC/JIC 360° ROTATION 10 RPM - NOT CONTINUOUS 3000 PSI MAX						
THREAD		DASH SIZE	JIC MALE	JIC MALE	JIC FEMALE	REPLACEMENT SEAL KIT
A	B		JIC MALE 90° SWIVEL JOINT	JIC FEMALE 90° SWIVEL JOINT	JIC MALE 90° SWIVEL JOINT	
inch	inch		PART NO	PART NO	PART NO	PART NO
7/8	7/8	-1414	S33-1414	S34-1414	S35-1414	SJK-08
1.1/16	1.1/16	-1717	S33-1717	S34-1717	S35-1717	SJK-12

SWIVEL JOINT			S131	SEAL KITS RKS
JIC/JIC 360° ROTATION 20 RPM - NOT CONTINUOUS 4000 PSI MAX				
THREAD		DASH SIZE	JIC MALE	REPLACEMENT SEAL KIT
A	B		JIC FEMALE FIXED SWIVEL JOINT	
inch	inch		PART NO	PART NO
1.1/16	1.1/16	-1717	S131-1717	RKS131-1717
1.5/16	1.5/16	-2121	S131-2121	RKS131-2121

NOTE: RYCO Swivel Joints are ideal for use wherever hose moves, bends or twists. They permit the use of less hose in flexing applications, producing neater space-saving installations and resulting in lower maintenance costs. Compact and lightweight, the RYCO Swivel Joint turns with very low torque under pressure, assuring fluid line flexibility and efficiency of operation.

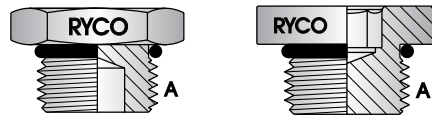
Swivel Joints must not be used as high speed rotary unions, or as load bearing or structural components. They must be connected with a flexible hose on one end. External loads, e.g. the weight of the hose and couplings attached to the swivel joint; must be minimised to avoid premature wear and leakage.

Operating Temperature Range: From -40°C to + 100°C (-40°F to + 212°F).

Fluid Compatibility: Mineral / petroleum based hydraulic oils.

UNO **S97** **S97AK**

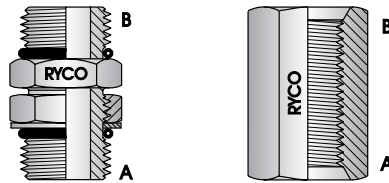
**PLUG
O RING INCLUDED**



THREAD A		DASH SIZE	UN O RING MALE PLUG	UN O RING ALLEN KEY HEAD
inch			PART NO	PART NO
3/8		-06		S97AK-06
7/16		-07	S97-07	S97AK-07
1/2		-08	S97-08	S97AK-08
9/16		-09	S97-09	S97AK-09
3/4		-12	S97-12	S97AK-12
7/8		-14	S97-14	S97AK-14
1.1/16		-17	S97-17	S97AK-17
1.3/16		-19	S97-19	
1.5/16		-21	S97-21	
1.5/8		-26	S97-26	
1.7/8		-30	S97-30	

UNO/UNO **S162** **S163**

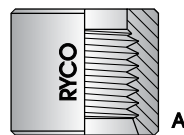
**STRAIGHT
O RING INCLUDED**



THREAD A		B	DASH SIZE	UN O RING MALE ADJUSTABLE UN O RING MALE	UN O RING FEMALE SOCKET
inch	inch			PART NO	PART NO
9/16	9/16		-0909		S163-0909
3/4	3/4		-1212	S162-1212	

UNO **S148**

**HALF SOCKET
WELD ON**



THREAD A	DASH SIZE	UN O RING FEMALE FIXED HALF WELD ON
inch		PART NO
9/16	-09	S148-09
3/4	-12	S148-12
7/8	-14	S148-14

INTRODUCTION

HOSE

COUPLINGS

ADAPTORS

ACCESSORIES

FILTERS

TECHNICAL


ADAPTORS

MISCELLANEOUS - O RINGS

O RINGS

ROD-AC
SUIT AIR CON


ROD-FS
SUIT ORFS



THREAD SIZE	TUBE SIZE	70 DUROMETER (GREEN HNBR)		90 DUROMETER	
inch	inch	PART NO	PACK QTY	PART NO	PACK QTY
9/16	1/4			ROD-FS09	10
5/8	3/8	ROD-AC10	10		
11/16	3/8			ROD-FS11	10
3/4	1/2	ROD-AC12	10		
13/16	1/2			ROD-FS13	10
7/8	5/8	ROD-AC14	10		
1	5/8			ROD-FS16	10
1.3/16	3/4			ROD-FS19	10
1.7/16	1			ROD-FS23	10
1.11/16	1.1/4			ROD-FS27	10
2	1.1/2			ROD-FS32	10

O RINGS


ROD-BP
SUIT BSPP



THREAD SIZE	90 DUROMETER	
inch	PART NO	PACK QTY
1/8	ROD-BP02	10
1/4	ROD-BP04	10
3/8	ROD-BP06	10
1/2	ROD-BP08	10
5/8	ROD-BP10	10
3/4	ROD-BP12	10
1	ROD-BP16	10
1.1/4	ROD-BP20	10
1.1/2	ROD-BP24	10
2	ROD-BP32	10

O RINGS


ROD-DL
SUIT DKOL
FEMALE METRIC



THREAD SIZE	TUBE SIZE	70 DUROMETER	
mm	mm	PART NO	PACK QTY
12x1,5	6	ROD-DL12	10
14x1,5	8	ROD-DL14	10
16x1,5	10	ROD-DL16	10
18x1,5	12	ROD-DL18	10
22x1,5	15	ROD-DL22	10
26x1,5	18	ROD-DL26	10
30x2,0	22	ROD-DL30	10
36x2,0	28	ROD-DL36	10
45x2,0	35	ROD-DL45	10
52x2,0	42	ROD-DL52	

O RINGS

ROD-DS
SUIT DKOS
FEMALE METRIC




THREAD SIZE	TUBE SIZE	70 DUROMETER	
mm	mm	PART NO	PACK QTY
14x1,5	6	ROD-DS14	10
16x1,5	8	ROD-DS16	10
18x1,5	10	ROD-DS18	10
20x1,5	12	ROD-DS20	10
22x1,5	14	ROD-DS22	10
24x1,5	16	ROD-DS24	10
30x2,0	20	ROD-DS30	10
36x2,0	25	ROD-DS36	10
42x2,0	30	ROD-DS42	10
52x2,0	38	ROD-DS52	10

NOTE: O Rings/Seals are sold only in packs of 10. Part Number Series for individual seal is RO. Example: Order Part No RO-BP02 for individual seal. (D is removed from ROD). Surcharges for breaking packages may apply.

MISCELLANEOUS - O RINGS

O RINGS


ROD-SF
SUIT SAE FLANGE



NOMINAL FLANGE SIZE	90 DUROMETER	
inch	PART NO	PACK QTY
1/2	ROD-SF08	10
5/8	ROD-SF10	10
3/4	ROD-SF12	10
1	ROD-SF16	10
1.1/4	ROD-SF20	10
1.1/2	ROD-SF24	10
2	ROD-SF32	10
2.1/2	ROD-SF40	10

O RINGS

ROD-UN
SUIT UNO



NOM FLANGE SIZE	TUBE SIZE	90 DUROMETER	
inch	inch	PART NO	PACK QTY
7/16	1/4	ROD-UN07	10
1/2	5/16	ROD-UN08	10
9/16	3/8	ROD-UN09	10
3/4	1/2	ROD-UN12	10
7/8	5/8	ROD-UN14	10
1.1/16	3/4	ROD-UN17	10
1.3/16	7/8	ROD-UN19	10
1.5/16	1	ROD-UN21	10
1.5/8	1.1/4	ROD-UN26	10
1.7/8	1.1/2	ROD-UN30	10

INTRODUCTION

HOSE

COUPLINGS

SEALS

ROD-WD/ROD-BE
SUIT BSPP
ENCAPSULATED MALE



THREAD SIZE	90 DUROMETER	
inch	PART NO	PACK QTY
1/8	ROD-WD084	10
1/4	ROD-WD116	10
3/8	ROD-WD147	10
1/2	ROD-WD185	10
3/4	ROD-WD239	10
1	ROD-WD297	10
1.1/4	ROD-WD388	10
1.1/2	ROD-WD447	10
2	ROD-BE32*	10

*NOTE: Seal is a circular cross-section.

ADAPTORS

ACCESSORIES

FILTERS

TECHNICAL

NOTE: O Rings/Seals are sold only in packs of 10. Part Number Series for individual seal is RO. Example: Order Part No RO-BP02 for individual seal. (D is removed from ROD). Surcharges for breaking packages may apply.

ADAPTORS

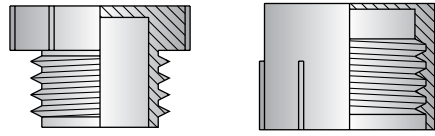
MISCELLANEOUS - PLASTIC CAPS AND PLUGS

BSP/NPT

BPD

BCD

THREADED PLASTIC PROTECTORS



THREAD SIZE	PACK QTY	PLUG SUITS FEMALE BSP & NPSM	CAP SUITS MALE BSP & NPT
inch		PART NO	PART NO
1/8	100	BPD-02	BCD-02
1/4	100	BPD-04	BCD-04
3/8	100	BPD-06	BCD-06
1/2	100	BPD-08	BCD-08
3/4	100	BPD-12	BCD-12
1	100	BPD-16	BCD-16
1.1/4	10	BPD-20	BCD-20
1.1/2	10	BPD-24	BCD-24
2	10	BPD-32	BCD-32

JIC/SAE/UNO

JPPD

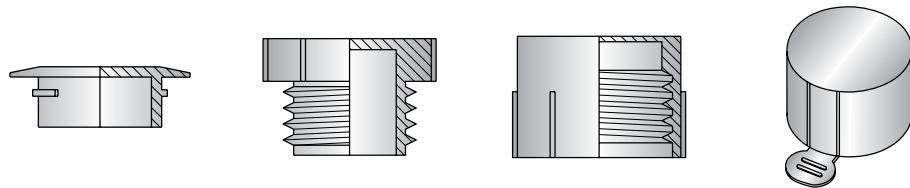
JPD

JCD

JCTD

THREADED PLASTIC PROTECTORS

TEAR OFF PLASTIC THREAD PROTECTOR



THREAD SIZE	PACK QTY	PUSH-IN PLUG SUITS FEMALE JIC, SAE & UNO	PLUG SUITS FEMALE JIC, SAE & UNO	CAP SUITS MALE JIC, SAE & UNO	TEAR OFF CAP SUITS MALE JIC, SAE & UNO
		PART NO	PART NO	PART NO	PART NO
7/16-20	100	JPPD-07	JPD-07	JCD-07	JCTD-07
1/2-20	100		JPD-08	JCD-08	
9/16-18	100	JPPD-09	JPD-09	JCD-09	JCTD-09
5/8-18	100		JPD-10	JCD-10	
3/4-16	100	JPPD-12	JPD-12	JCD-12	JCTD-12
7/8-14	100	JPPD-14	JPD-14	JCD-14	JCTD-14
1.1/16-12	100	JPPD-17	JPD-17	JCD-17	JCTD-17
1.3/16-12	100		JPD-19	JCD-19	
1.5/16-12	100		JPD-21	JCD-21	JCTD-21
1.5/8-12	10		JPD-26	JCD-26	JCTD-26
1.7/8-12	10				JCTD-30

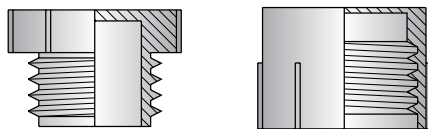
NOTE: Plastic Thread Protectors are sold only in packs with quantities as shown. To order individual Plastic Thread Protectors, remove the "D" preceding the part number dash. Example: Order Part No BP-02 for individual part ("D" is removed from BPD-02 packaged Part No). Surcharges for breaking packages may apply.

Part Numbers for Plastic Caps and Plugs: First letter denotes Thread Type, **B = BSP**, **O = ORFS** etc. Second letter denotes Plug or Cap, **P = Plug**, **C = Cap**. A "D" before the dash represents the packaged part number (omit for unpackaged, individual Plug or Cap). Numbers after the dash represent the Thread Size or Dash Size of the Plug or Cap.

MISCELLANEOUS - PLASTIC CAPS AND PLUGS

METRIC MPD MCD

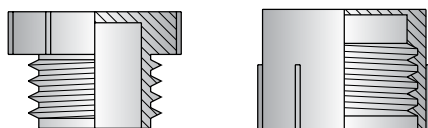
**THREADED
PLASTIC
PROTECTORS**



THREAD SIZE	PACK QTY	PLUG SUITS FEMALE METRIC	CAP SUITS MALE METRIC
mm		PART NO	PART NO
12x1,5	100	MPD-1215	MCD-1215
14x1,5	100	MPD-1415	MCD-1415
16x1,5	100	MPD-1615	MCD-1615
18x1,5	100	MPD-1815	MCD-1815
20x1,5	100	MPD-2015	MCD-2015
22x1,5	100	MPD-2215	MCD-2215
24x1,5	100	MPD-2415	MCD-2415
26x1,5	100	MPD-2615	MCD-2615
30x1,5	10	MPD-3015	
30x2,0	10	MPD-3020	MCD-3020
36x2,0	10	MPD-3620	MCD-3620
42x2,0	10	MPD-4220	MCD-4220
45x2,0	10	MPD-4250	MCD-4250
52x2,0	10	MPD-5220	MCD-5220

ORFS OPD OCD

**THREADED
PLASTIC
PROTECTORS**



THREAD SIZE	PACK QTY	PLUG SUITS FEMALE ORFS	CAP SUITS MALE ORFS
inch		PART NO	PART NO
9/16	100	USE JPD-09	USE JCD-09
11/16	100	OPD-11	OCD-11
13/16	100	OPD-13	OCD-13
1	100	OPD-16	OCD-16
1.3/16	100	USE JPD-19	USE JCD-19
1.7/16	100	OPD-23	OCD-23
1.11/16	10		OCD-27

NOTE: Plastic Thread Protectors are sold only in packs with quantities as shown. To order individual Plastic Thread Protectors, remove the "D" preceding the part number dash. Example: Order Part No BP-02 for individual part ("D" is removed from BPD-02 packaged Part No). Surcharges for breaking packages may apply.

Part Numbers for Plastic Caps and Plugs: First letter denotes Thread Type, **B = BSP**, **O = ORFS** etc. Second letter denotes Plug or Cap, **P = Plug**, **C = Cap**. A "D" before the dash represents the packaged part number (omit for unpackaged, individual Plug or Cap). Numbers after the dash represent the Thread Size or Dash Size of the Plug or Cap.

INTRODUCTION

HOSE

COUPLINGS

ADAPTORS

ACCESSORIES

FILTERS

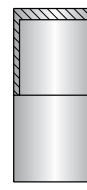
TECHNICAL

ADAPTORS

MISCELLANEOUS - PLASTIC CAPS AND PLUGS

SAE FLANGE	FC61D	FC62D	R62C TYPE
-------------------	--------------	--------------	------------------

**FLANGE COVERS
PLASTIC
CODE 61
CODE 62
R62C TYPE**



NOM. FLANGE SIZE	PACK QTY	SUITS SAE CODE 61 FLANGE	SUITS SAE CODE 62 FLANGE	SUITS R62C FLANGE
		PART NO	PART NO	PART NO
1/2	100	FC61D-08	FC62D-08	
3/4	100	FC61D-12	FC62D-12	USE FC62D-12
1	100	FC61D-16	FC62D-16	USE FC62D-16
1.1/4	10	FC61D-20	FC62D-20	USE FC62D-20
1.1/2	10	FC61D-24	FC62D-24	USE FC62D-24
2	10	FC61D-32	FC62D-32	

800 SERIES	PPD
-------------------	------------

**PUSH ON
HOSE TAIL
PLASTIC COLLAR**



HOSE SIZE	PACK QTY	SUITS 800 SERIES FITTING
		PART NO
1/4	100	PPD-04
5/16	100	PPD-05
3/8	100	PPD-06
1/2	100	PPD-08
5/8	100	PPD-10
3/4	100	PPD-12

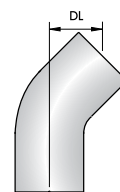
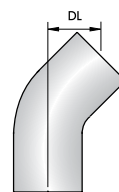
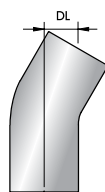
NOTE: Plastic Thread Protectors are sold only in packs with quantities as shown. To order individual Plastic Thread Protectors, remove the "D" preceding the part number dash. Example: Order Part No BP-02 for individual part ("D" is removed from BPD-02 packaged Part No). Surcharges for breaking packages may apply.

Part Numbers for Plastic Caps and Plugs: First letter denotes Thread Type, **B = BSP, O = ORFS** etc. Second letter denotes Plug or Cap, **P = Plug, C = Cap**. A "D" before the dash represents the packaged part number (omit for unpackaged, individual Plug or Cap). Numbers after the dash represent the Thread Size or Dash Size of the Plug or Cap.

MISCELLANEOUS - TUBE BENDS

TUBE BENDS

IMPERIAL
OUTSIDE
DIAMETER

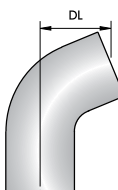
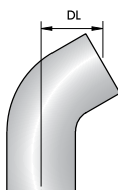


TUBE SIZE	DASH SIZE	22.5° TUBE BEND		30° TUBE BEND		45° TUBE BEND		45° TUBE BEND HEAVY	
inch		PART NO	DL	PART NO	DL	PART NO	DL	PART NO	DL
1/4	-04					25-04	8		
3/8	-06					25-06	10		
1/2	-08					25-08	11		
5/8	-10					25-10	12		
3/4	-12	14-12	7	15-12	8	25-12	14	25HL-12	14
1	-16	14-16	8	15-16	9	25-16	17	25HL-16	17
1.1/4	-20	14-20	9	15-20	10	25-20	20	25HL-20	20
1.1/2	-24	14-24	12	15-24	10	25-24	23	25HL-24	23
2	-32	14-32	17			25-32	30	25HL-32	30

NOTE: Tube Bends can be used in conjunction with S112 Tube Joiners shown on page 336, when a tube bender is not available, or tighter bends than can be achieved by bending hydraulic tube are required. Drop Lengths (DL) dimensions are in millimetres.

TUBE BENDS

IMPERIAL
OUTSIDE
DIAMETER



TUBE SIZE	DASH SIZE	60° TUBE BEND		67.5° TUBE BEND	
inch		PART NO	DL	PART NO	DL
3/4	-12	17-12	26	16-12	30
1	-16	17-16	31	16-16	36
1.1/4	-20	17-20	35	16-20	42
1.1/2	-24	17-24	45	16-24	53
2	-32	17-32	65	16-32	75

NOTE: Tube Bends can be used in conjunction with S112 Tube Joiners shown on page 336, when a tube bender is not available, or tighter bends than can be achieved by bending hydraulic tube are required. Drop Lengths (DL) dimensions are in millimetres.

INTRODUCTION

HOSE

COUPLINGS

ADAPTORS

ACCESSORIES

FILTERS

TECHNICAL

ADAPTORS

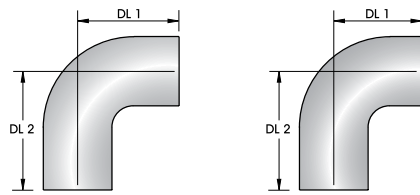
MISCELLANEOUS - TUBE BENDS

TUBE BENDS

24A

24B

IMPERIAL
OUTSIDE
DIAMETER



TUBE BEND	DASH SIZE	90° SPECIAL LONG TUBE BEND			90° SPECIAL LONG TUBE BEND		
inch		PART NO	DL1	DL2	PART NO	DL1	DL2
5/8	-10	24A-10	37	64			
3/4	-12	24A-12	42	66	24B-12	42	84
1.1/4	-20	24A-20	61	68	24B-20	61	80
1.1/2	-24	24A-24	77	101	24B-24	77	137
2	-32	24A-32	107	153			

NOTE: Tube Bends can be used in conjunction with S112 Tube Joiners shown on page 336, when a tube bender is not available, or tighter bends than can be achieved by bending hydraulic tube are required. Drop Lengths (DL) dimensions are in millimetres.

TUBE BENDS

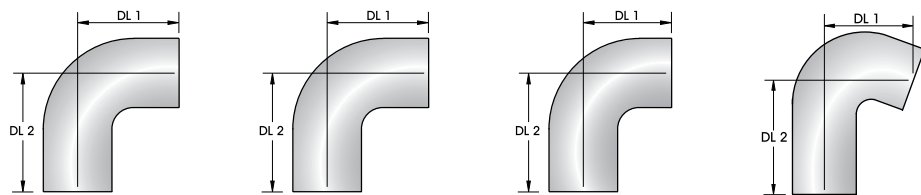
24

24HL

21

91

IMPERIAL
OUTSIDE
DIAMETER



TUBE BEND	DASH SIZE	90° TUBE BEND			90° TUBE BEND HEAVY			90° LONG TUBE BEND			110° LONG TUBE BEND		
inch		PART NO	DL1	DL2	PART NO	DL1	DL2	PART NO	DL1	DL2	PART NO	DL1	DL2
1/4	-04	24-04	17	17				21-04	17	38			
3/8	-06	24-06	22	22				21-06	22	48			
1/2	-08	24-08	27	27				21-08	27	54			
5/8	-10	24-10	31	31				21-10	31	59			
3/4	-12	24-12	36	36	24HL-12	36	36	21-12	36	67			
1	-16	24-16	47	47	24HL-16	47	47	21-16	47	81			
1.1/4	-20	24-20	57	57	24HL-20	57	57	21-20	57	97			
1.1/2	-24	24-24	66	66	24HL-24	66	66	21-24	67	114	91-24	95	127
2	-32	24-32	86	86	24HL-32	86	86				91-32	131	141

NOTE: Tube Bends can be used in conjunction with S112 Tube Joiners shown on page 336, when a tube bender is not available, or tighter bends than can be achieved by bending hydraulic tube are required. Drop Lengths (DL) dimensions are in millimetres.

INTRODUCTION

HOSE

COUPLINGS

ADAPTORS

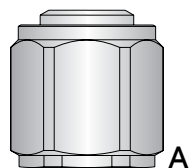
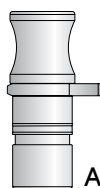
ACCESSORIES

FILTERS

TECHNICAL

RYCO WEO **RW723** **RW811**

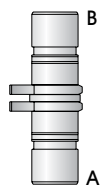
**PLUG
CAP**



RYCO WEO SIZE A		DASH SIZE	RYCO WEO MALE STOP PLUG	RYCO WEO FEMALE STOP CAP
DN	inch		PART NO	PART NO
6	1/4	-04	RW723-04	RW811-04
10	3/8	-06	RW723-06	RW811-06
12	1/2	-08	RW723-08	RW811-08
19	3/4	-12	RW723-12	RW811-12
25	1	-16	RW723-16	RW811-16

RYCO WEO **RW722**

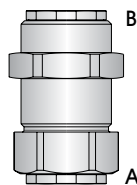
STRAIGHT



RYCO WEO SIZE A, B		DASH SIZE	RYCO WEO MALE NIPPLE
DN	inch		PART NO
6	1/4	-0404	RW722-0404
10	3/8	-0606	RW722-0606
12	1/2	-0808	RW722-0808
19	3/4	-1212	RW722-1212
25	1	-1616	RW722-1616

RYCO WEO **RW813**

FEMALE BULKHEAD



RYCO WEO SIZE A, B		THREAD A, B	DASH SIZE	RYCO WEO FEMALE BULKHEAD
DN	inch	inch		PART NO
6	1/4	M21,5x1,5	-0404	RW813-0404
10	3/8	M26x1,5	-0606	RW813-0606
12	1/2	M30x2,0	-0808	RW813-0808

NOTE: RYCO WEO male and female couplings and adaptors do not contain a shut-off valve. When not in use, cap the RYCO WEO male using the appropriate size RW811 series stop cap and plug the RYCO WEO female/cartridge using the appropriate size RW723 series stop plug.

ADAPTORS

RYCO WEO ADAPTORS

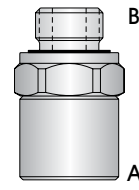
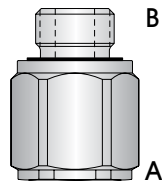
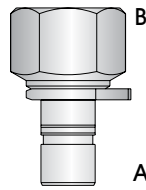
RYCO WEO/BSPP

RW721

RW830

RW860

STRAIGHT



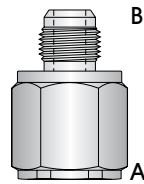
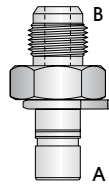
RYCO WEO SIZE A		THREAD SIZE B	DASH SIZE	RYCO WEO MALE BSPP FEMALE	RYCO WEO FEMALE BSPP ENCAPSULATED MALE	RYCO WEO FEMALE SWIVEL BSPP ENCAPSULATED MALE
DN	inch	inch		PART NO	PART NO	PART NO
6	1/4	1/4	-0404		RW830-0404	
10	3/8	3/8	-0606	RW721-0606	RW830-0606	RW860-0606
12	1/2	1/2	-0808	RW721-0808	RW830-0808	RW860-0808
19	3/4	3/8	-1212	RW721-1212	RW830-1212	RW860-1212
25	1	1	-1616		RW830-1616	

RYCO WEO/JIC

RW727

RW824

STRAIGHT



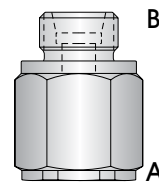
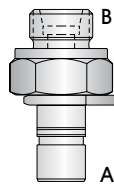
RYCO WEO SIZE A		THREAD SIZE B	DASH SIZE	RYCO WEO MALE JIC MALE	RYCO WEO FEMALE JIC MALE
DN	inch	inch		PART NO	PART NO
6	1/4	7/16	-0407	RW727-0407	RW824-0407
10	3/8	9/16	-0609	RW727-0609	RW824-0609
12	1/2	3/4	-0812	RW727-0812	RW824-0812
12	1/2	7/8	-0814		RW824-0814
12	1/2	1.1/16	-0817		RW824-0817
19	3/4	1.1/16	-1217	RW727-1217	RW824-1217

RYCO WEO/METRIC

RW725

RW822

STRAIGHT



RYCO WEO SIZE A		THREAD SIZE B	TUBE OD	DASH SIZE	RYCO WEO MALE DKL MALE	RYCO WEO FEMALE DKL MALE
DN	inch	inch	mm		PART NO	PART NO
6	1/4	M14x1,5	8	-0414	RW725-0414	RW822-0414
10	3/8	M18x1,5	12	-0618	RW725-0618	RW822-0618
12	1/2	M22x1,5	15	-0822	RW725-0822	RW822-0822
19	3/4	M30x2,0	22	-1230	RW725-1230	RW822-1230

NOTE: RYCO WEO male and female couplings and adaptors do not contain a shut-off valve. When not in use, cap the RYCO WEO male using the appropriate size RW811 series stop cap and plug the RYCO WEO female/cartridge using the appropriate size RW723 series stop plug.

INTRODUCTION

HOSE

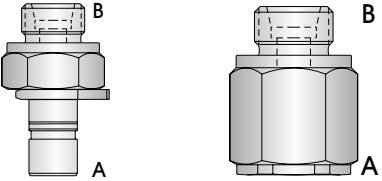
COUPLINGS

ADAPTORS

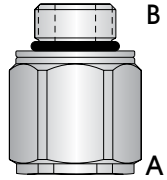
ACCESSORIES

FILTERS

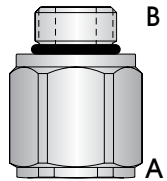
TECHNICAL

RYCO WEO/METRIC **RW726** **RW823**
STRAIGHT


RYCO WEO SIZE A		THREAD SIZE B	TUBE OD	DASH SIZE	RYCO WEO MALE DKS MALE	RYCO WEO FEMALE DKS MALE
DN	inch	inch	mm		PART NO	PART NO
6	1/4	M16x1,5	8	-0416	RW726-0416	RW823-0416
10	3/8	M20x1,5	12	-0620	RW726-0620	RW823-0620
12	1/2	M24x1,5	16	-0824	RW726-0824	RW823-0824
19	3/4	M36x2,0	25	-1236	RW726-1236	RW823-1236

RYCO WEO/METRIC O RING BOSS **RW831**
STRAIGHT


RYCO WEO SIZE A	THREAD SIZE B	DASH SIZE	RYCO WEO MALE METRIC MALE O RING BOSS
DN	inch	inch	PART NO
10	3/8	M12x1,5	-06 RW831-0612
10	3/8	M16x1,5	-06 RW831-0616
12	1/2	M18x1,5	-08 RW831-0818
19	3/4	M22x1,5	-12 RW831-1222
19	3/4	M27x2,0	-12 RW831-1227

RYCO WEO/UNO **RW826**
STRAIGHT


RYCO WEO SIZE A	THREAD SIZE B	DASH SIZE	RYCO WEO FEMALE UN O RING MALE
DN	inch	inch	PART NO
6	1/4	7/16	-0407 RW826-0407
10	3/8	9/16	-0609 RW826-0609
12	1/2	3/4	-0812 RW826-0812
12	1/2	7/8	-0814 RW826-0814
12	1/2	1.1/16	-0817 RW826-0817
19	3/4	1.1/16	-1217 RW826-1217
25	1	1.5/16	-1621 RW826-1621

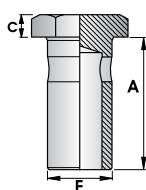
NOTE: RYCO WEO male and female couplings and adaptors do not contain a shut-off valve. When not in use, cap the RYCO WEO male using the appropriate size RW811 series stop cap and plug the RYCO WEO female/cartridge using the appropriate size RW723 series stop plug.

ADAPTORS

ACCESSORIES

BSP BANJO BOLT

BBB

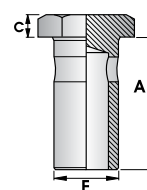


THREAD SIZE E	DIMENSIONS (mm)			BSP BANJO BOLT
	A	C	A/F	
inch				PART NO
G1/4"-19	28,5	6,0	19	BBB-04
G3/8"-19	38,5	7,0	22	BBB-06
G1/2"-14	44,0	8,5	27	BBB-08
G5/8"-14	48,5	10,0	30	BBB-10
G3/4"-14	56,0	10,0	32	BBB-12
G1"-11	68,5	13,0	41	BBB-16

NOTE: RL21D Seals for BBB Banjo Bolts can be found on page 309.

METRIC BANJO BOLT

BBM

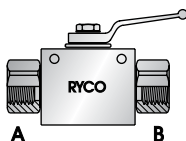


THREAD SIZE E	DIMENSIONS (mm)			METRIC BANJO BOLT
	A	C	A/F	
mm				PART NO
M10x1,0	19	6	14	BBM-10
M12x1,5	24	6	17	BBM-12
M14x1,5	26	6	19	BBM-14
M16x1,5	28	6	22	BBM-16
M18x1,5	32	6	24	BBM-18
M20x1,5	37	7	27	BBM-20
M22x1,5	39	7	27	BBM-22
M26x1,5	45	7	32	BBM-26
M30x1,5	51	7	36	BBM-30
M36x2,0	71	12	46	BBM-36

NOTE: MBD Seals for BBM Banjo Bolts can be found on page 337.

BSPP BALL VALVE

RL20SH



THREAD SIZE		DASH SIZE	MAX. WORKING PRESSURE		BALL VALVE BSPP FEMALE BSPP FEMALE
A	B		bar	psi	
inch	inch		bar	psi	PART NO
1/4	1/4	-0404	500	7250	RL20SH-0404
3/8	3/8	-0606	500	7250	RL20SH-0606
1/2	1/2	-0808	500	7250	RL20SH-0808
3/4	3/4	-1212	400	5800	RL20SH-1212
1	1	-1616	350	5100	RL20SH-1616
1.1/4	1.1/4	-2020	350	5100	RL20SH-2020
1.1/2	1.1/2	-2424	350	5100	RL20SH-2424
2	2	-3232	350	5100	RL20SH-3232