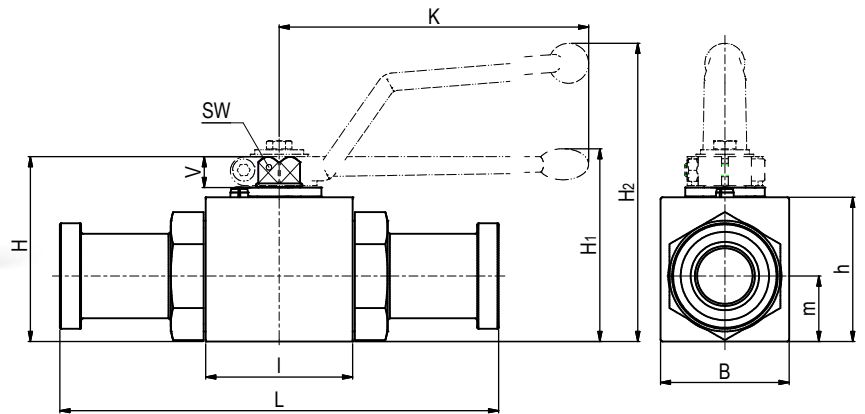



Ball valve with SAE split flange adapter Stainless Steel

BKH / BKHP-SAEFS

Two-way



AVAILABLE SIZES

DN13 - DN25 (1/2" to 1")

CONNECTIONS

ISO 6162-1, ISO 6162-2

ACCESSORIES ON REQUEST

- Locking devices page 222 - 225
- Actuators 220 - 221
- Mounting holes 17
- Position switches 228 - 229
- Combinations 184 - 186
- Detent on request

MATERIAL CODE DESCRIPTION

Materials	442A	4428
Body	Stainless Steel	Stainless Steel
Ball	Stainless Steel	Stainless Steel
Stem	Stainless Steel	Stainless Steel
Ball seats	POM	POM
O-rings	NBR	FPM
Tmin /Tmax	-30°C / 100°C	-20°C / 100°C

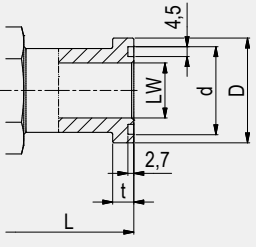
GENERAL DIMENSIONS

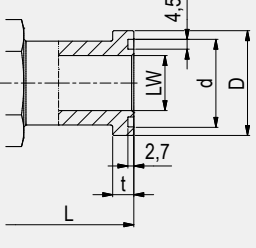
Type	I	B	H	h	m	V	SW	K	H ₁	H ₂	Lever
BKH-DN13	48	35	54	40	19	11	9	115	-	89	Zn
BKH-DN20	62	49	75	57	24,5	14	14	200	79	-	Zn
BKHP-DN20	82	58	83	65	32,5	14	14	200	87	-	Zn
BKH-DN25	66	58	83	65	29,5	14	14	200	87	-	Zn
BKHP-DN25	84	70	88	70	34,5	14	14	200	92	-	Zn

Please note the pressure ratings of the connection flanges!

Ball valve with SAE split flange adapter Stainless Steel

BKH / BKHP-SAEFS

CONNECTION TYPE	DIMENSIONS							ORDER CODE PER MATERIAL COMBINATION		
	Type	LW	L	$d^{+0,1}$	$D_{-0,2}$	$t_{-0,2}$	Weight [Kg]	PN [bar]	442A	4428
	BKH-DN13-SAEFS210	13	151	25,5	30,2	6,8	0,85	350	37611	37614
	BKH-DN20-SAEFS210	19	162	31,9	38,1	6,8	1,87	350	37612	37615
	BKHP-DN20-SAEFS210	19	182	31,9	38,1	6,8		350	on request	
	BKH-DN25-SAEFS210	25	178	39,8	44,4	8,1	2,70	320	37613	37616
	BKH-DN13-SAEFS210 Lu	13	170	25,5	30,2	6,8		350	on request	
	BKH-DN20-SAEFS210 Lu	19	200	31,9	38,1	6,8		350	on request	
	BKHP-DN20-SAEFS210 Lu	19	220	31,9	38,1	6,8		350	on request	
	BKH-DN25-SAEFS210 Lu	25	215	39,8	44,4	8,1		320	on request	

CONNECTION TYPE	DIMENSIONS							ORDER CODE PER MATERIAL COMBINATION		
	Type	LW	L	$d^{+0,1}$	$D_{-0,2}$	$t_{-0,2}$	Weight [Kg]	PN [bar]	442A	4428
	BKH-DN13-SAEFS420	13	151	25,5	31,8	7,9	0,90	420	33255	37617
	BKH-DN20-SAEFS420	19	174	31,9	41,3	8,9	1,99	350	30510	37618
	BKHP-DN20-SAEFS420	19	194	31,9	41,3	8,9	2,85	420	53475	53476
	BKH-DN25-SAEFS420	25	198	39,8	47,6	9,6	3,00	350	31554	37619
	BKHP-DN25-SAEFS420	25	215	39,8	47,6	9,6	4,19	420	53477	53478
	BKH-DN13-SAEFS420 Lu	13	180	25,5	31,8	7,9		420	on request	
	BKH-DN20-SAEFS420 Lu	19	200	31,9	41,3	8,9		350	on request	
	BKHP-DN20-SAEFS420 Lu	19	220	31,9	41,3	8,9		420	on request	
	BKH-DN25-SAEFS420 Lu	25	250	39,8	47,6	9,6		350	on request	
	BKHP-DN25-SAEFS420 Lu	25	267	39,8	47,6	9,6		420	on request	

Two-way